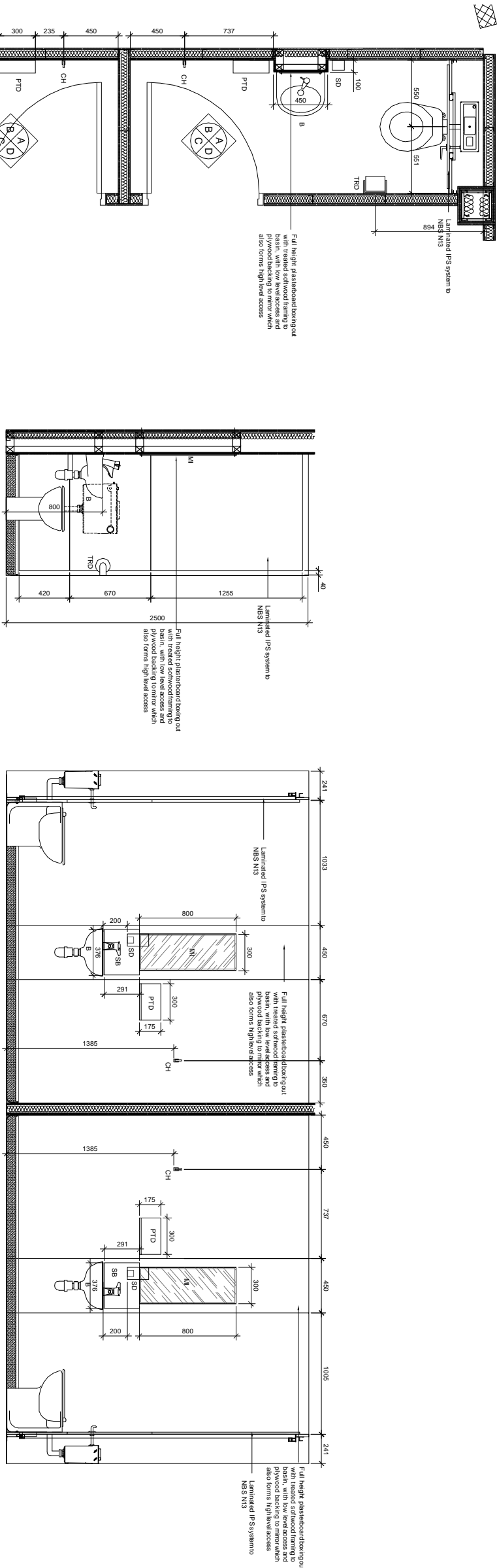


Figured dimensions only are to be taken from this drawing.
All dimensions shall be checked on site prior to work commencing.
Any discrepancies shall be reported to the Architect.

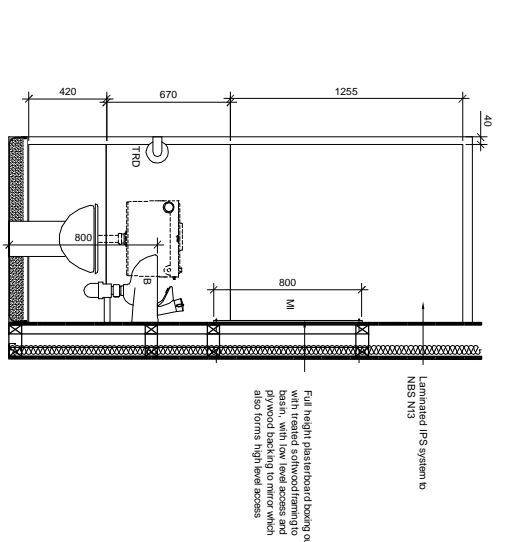
revisions		WAB
P1 15.10.06	First Issue	
C1 03.09.08	Issue for Construction	GD



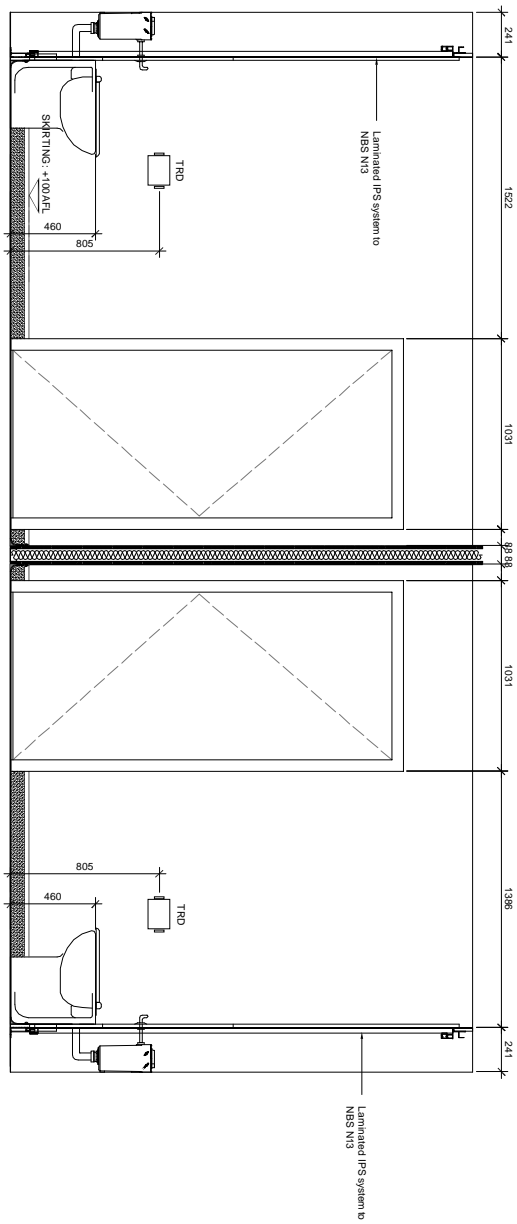
A ELEVATION
TOILETS 0-03-017/018
SCALE 1:20

B ELEVATION
TOILETS 0-03-017/018
SCALE 1:20

1 PLAN
TOILETS 0-03-017/018
SCALE 1:20



C ELEVATION
TOILETS 0-03-017/018
SCALE 1:20



D ELEVATION
TOILETS 0-03-017/018
SCALE 1:20

SKIRTING - 100 AFL

KEY
VU VANITY UNIT
WC WATER CLOSET
B BASIN
TPD TOILET PAPER DISPENSER
PTD PAPER TOWEL DISPENSER
SD SOAP DISPENSER
AR ALARM RESET BUTTON
MI MIRROR
GR GRAB RAIL
SH SHELF
SB SPLASH BACK
NOTES COAT HOOK

1. This drawing is to be read in conjunction with the following documents:-
- CA Drawings (03852/10/0, 10/1, 10/2 (latest revision))
 - NBS: N13
 - RMS Sanitary Schedule (latest revision)
2. Ceiling height is 2000mm.
3. Refer to M&E Engineer's drawings for hydraulics details.
4. All WC layouts and fittings to comply with Building Regulations PART M.
5. Manufacturer's drawings to be approved by architect prior to installation.
6. Any discrepancies are to be reported to the Architect.

FOR CONSTRUCTION

client	BALFOUR BEATTY CONSTRUCTION LTD
project	THE BECKENHAM CENTRE CROYDON ROAD, BR3 3QL

draught	GD
date	05.08.07
checked by	GD
date checked	03.09.08
revision	C1

scale	1:20
file ref	853-ground w/c's
date	05.08.07
checked by	GD
date checked	03.09.08
revision	C1