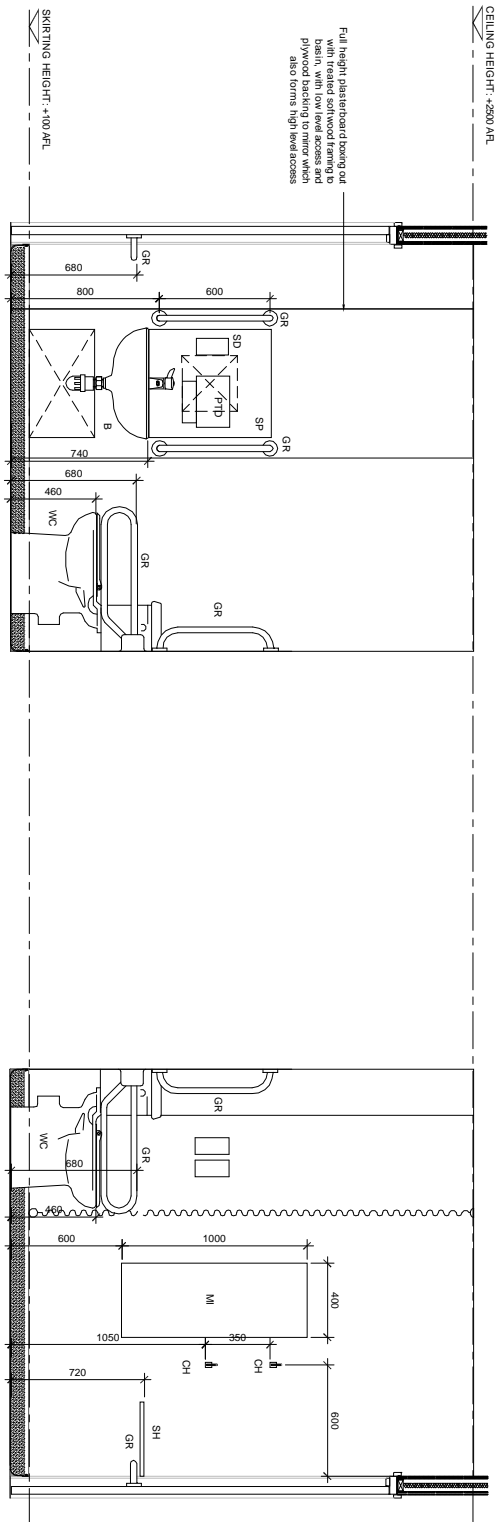
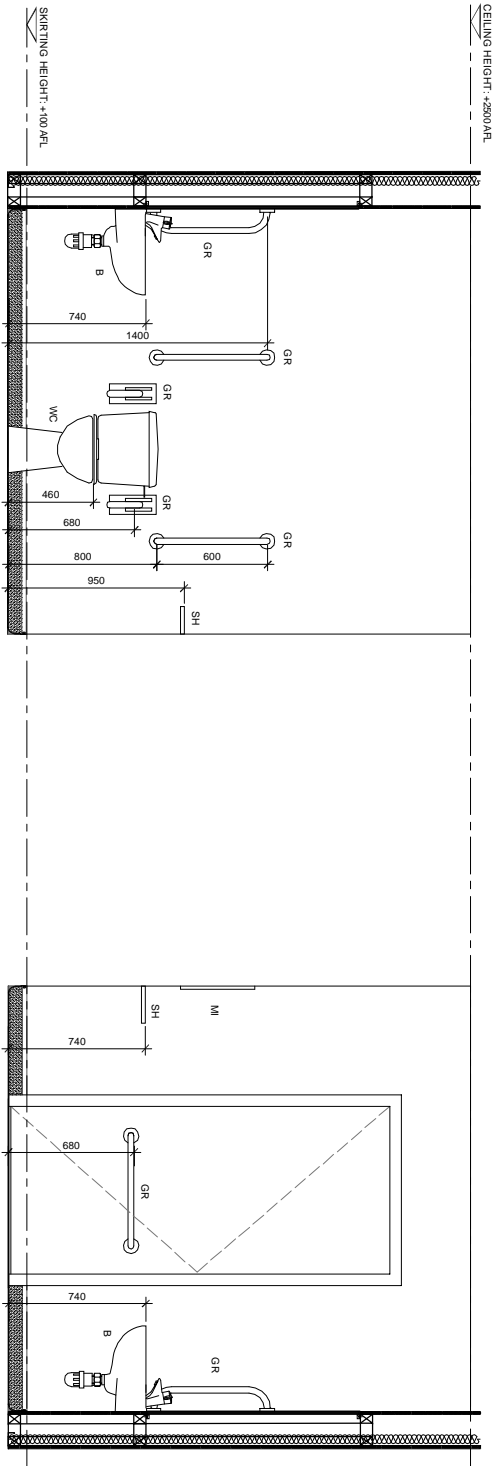


1 PLAN
TOILET 1-13-018
SCALE 1:20

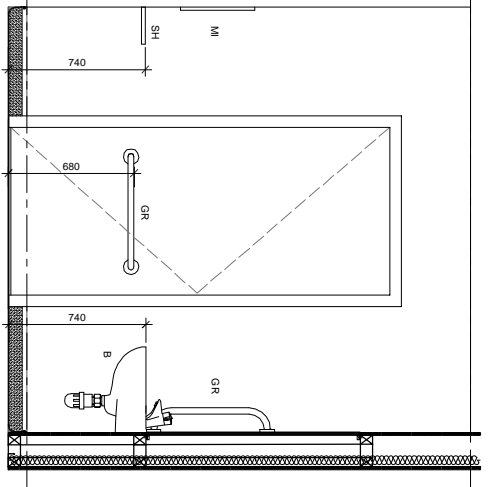


A ELEVATION
TOILET 1-13-018
SCALE 1:20

B ELEVATION
TOILET 1-13-018
SCALE 1:20



C ELEVATION
TOILET 1-13-018
SCALE 1:20



D ELEVATION
TOILET 1-13-018
SCALE 1:20

NOTES:

- This drawing is to be read in conjunction with the following documents:-
 - GA drawing 03852/010, 101, 1012 (latest revision)
 - NBS: N13
 - RMS Sanitary Schedule (latest revision)
- Ceiling height is 2000mm.
- Refer to M&E Engineer's drawings for hydraulics details.
- All WC layouts and fittings to comply with Building Regulations PART M.
- Manufacturer's drawings to be approved by architect prior to installation.
- Any discrepancies are to be reported to the Architect.

FOR CONSTRUCTION

client
BALFOUR BEATTY CONSTRUCTION LTD

project
THE BECKENHAM CENTRE
CROYDON ROAD, BR3 3QL

PHASE TWO
FIRST FLOOR
TOILET ELEVATION 1-13-018

scale at A1
1:20

file ref
852-WC's first

checked by
GD

KSS DESIGN GROUP
1 James Street
London
W1U 1TR

date drawn
05.08.07

date checked
03.09.08

T: 020 7907 2222
F: 020 7907 2299

drawing number
03852/3241

revision
C1