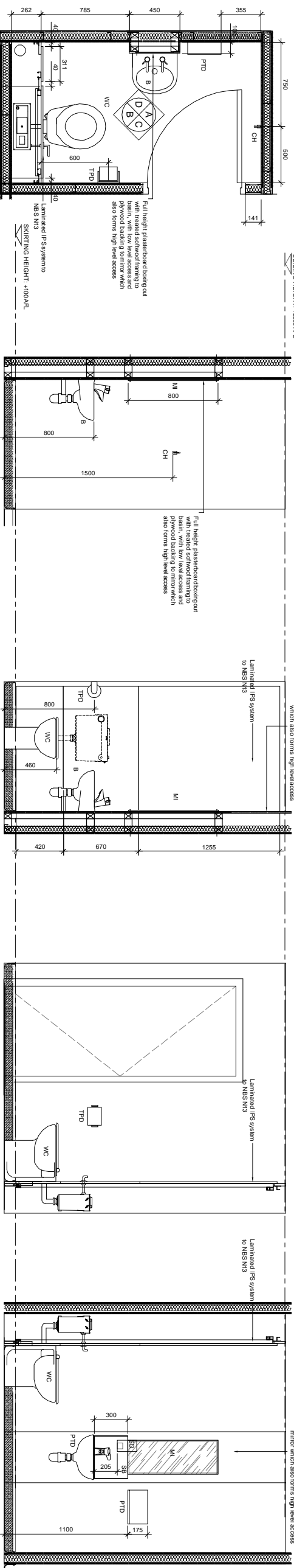


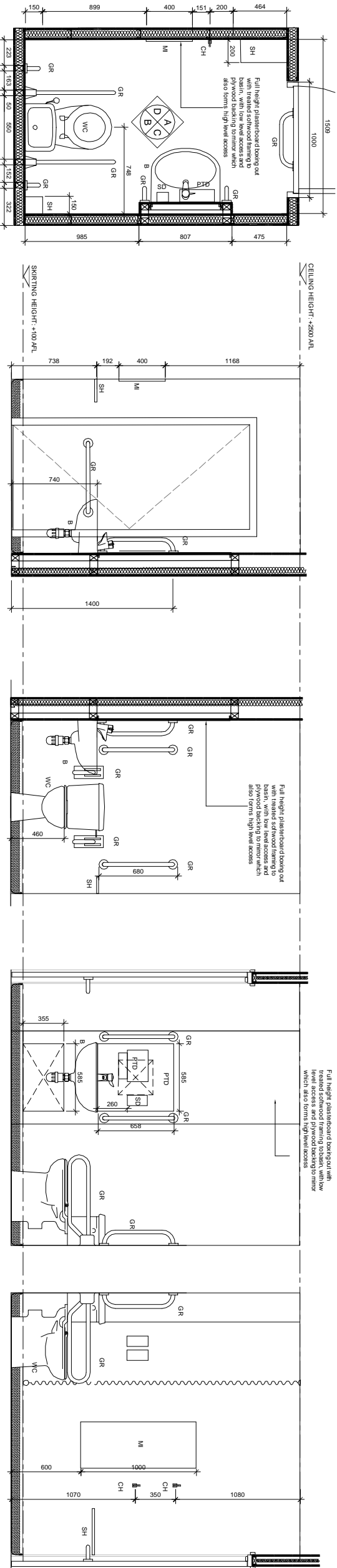
Figured dimensions only are to be taken from the drawings.
All dimensions shall be checked on site prior to work commencing.
Any discrepancies shall be reported to the architect.

revisions
P1 15.10.06 First Issue
C1 03.08.08 Issue for Construction

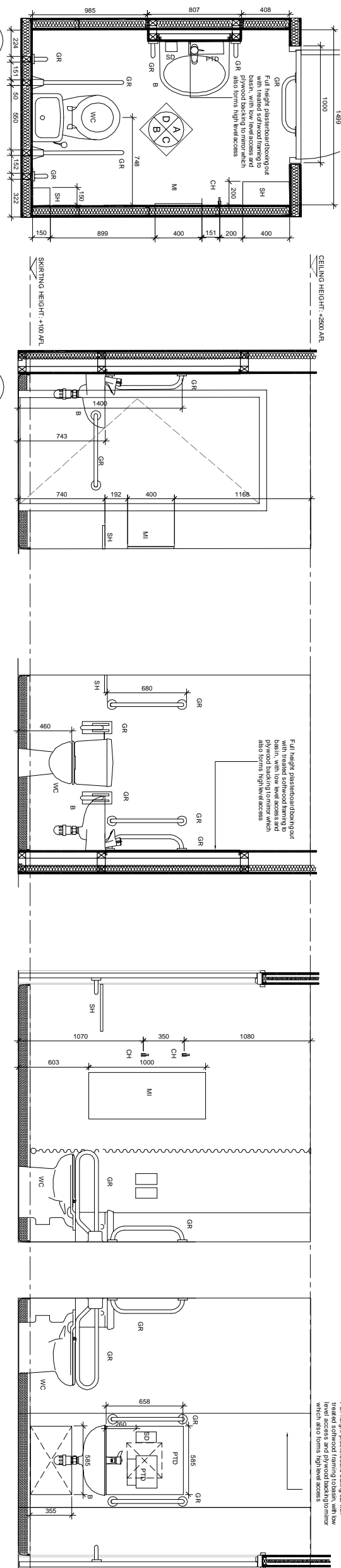
WMB
GD



1 PLAN TOILETT 1-12-010 SCALE 1:20
A ELEVATION TOILETT 1-12-010 SCALE 1:20
B ELEVATION TOILETT 1-12-010 SCALE 1:20
C ELEVATION TOILETT 1-12-010 SCALE 1:20
D ELEVATION TOILETT 1-12-010 SCALE 1:20



2 PLAN TOILETT 1-12-018 SCALE 1:20
A ELEVATION TOILETT 1-12-018 SCALE 1:20
B ELEVATION TOILETT 1-12-018 SCALE 1:20
C ELEVATION TOILETT 1-12-018 SCALE 1:20
D ELEVATION TOILETT 1-12-018 SCALE 1:20



3 PLAN TOILETT 1-12-028 SCALE 1:20
A ELEVATION TOILETT 1-12-028 SCALE 1:20
B ELEVATION TOILETT 1-12-028 SCALE 1:20
C ELEVATION TOILETT 1-12-028 SCALE 1:20
D ELEVATION TOILETT 1-12-028 SCALE 1:20

- KEY
- VU VANITY UNIT
 - WC WATER CLOSET
 - B BASIN
 - TPD TOILET PAPER DISPENSER
 - PTD PAPER TOWEL DISPENSER
 - SD SOAP DISPENSER
 - AR ALARM RESET BUTTON
 - MI MIRROR
 - GR GRABBAR
 - SH SHELF
 - SP LAMINATE SPLASHBACK
 - CH COAT HOOK

NOTES

- This drawing is to be read in conjunction with the following documents:-
 - GA drawings 03852/10/0, 10/1, 10/2 (later revisions)
 - NBS: N13
 - RMS Sanitary Schedule (latest revision)
- Ceiling height is 2000mm.
- Refer to M&E Engineer's drawings for hydraulics details.
- All WC layouts and fittings to comply with Building Regulations PART M.
- Manufacturer's drawings to be approved by architect prior to installation.
- Any discrepancies are to be reported to the Architect.

FOR CONSTRUCTION

client
BALFOUR BEATTY CONSTRUCTION LTD
project
THE BECKENHAM CENTRE
CROYDON ROAD, BR3 3QL

drawn by
PHASE TWO FIRST FLOOR
TOILET ELEVATIONS
1-12-010 + 1-12-018 + 1-12-028

scale 1:20
checked by
GD

date drawn
05.08.07
date checked
03.09.08
drawing number
03852/3243
revision
C1

Balfour Beatty
Construction