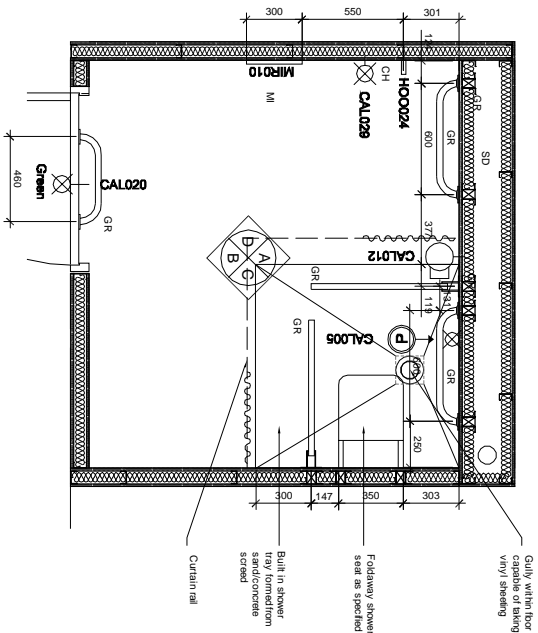
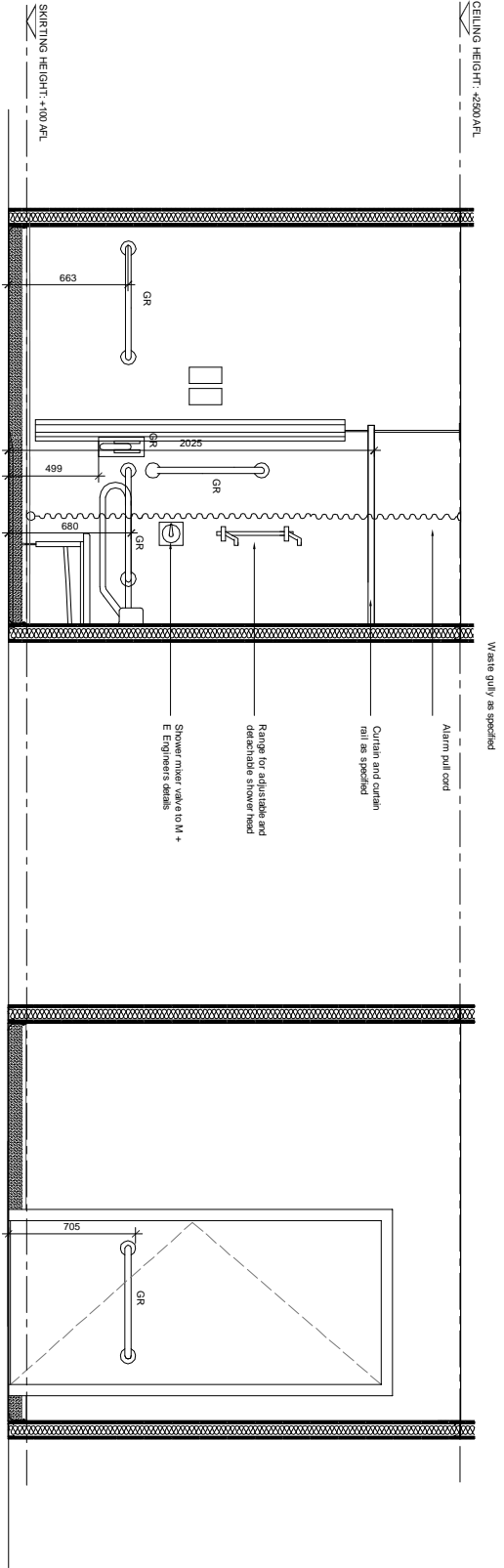


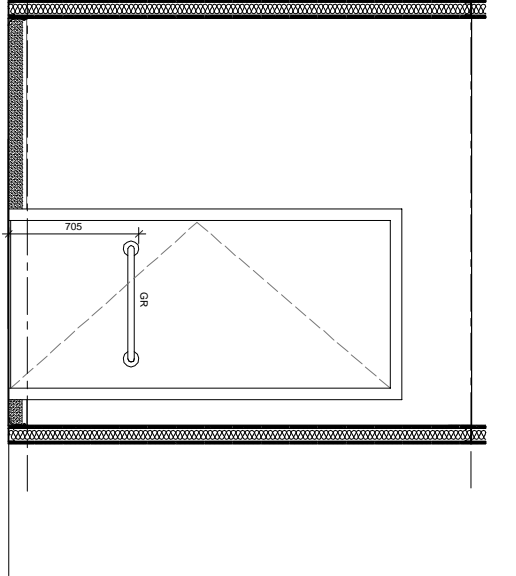
| revisions | | |
|-------------|------------------------|-----|
| PT 15.10.06 | First Issue | WAB |
| C1 03.09.08 | Issue for Construction | GD |



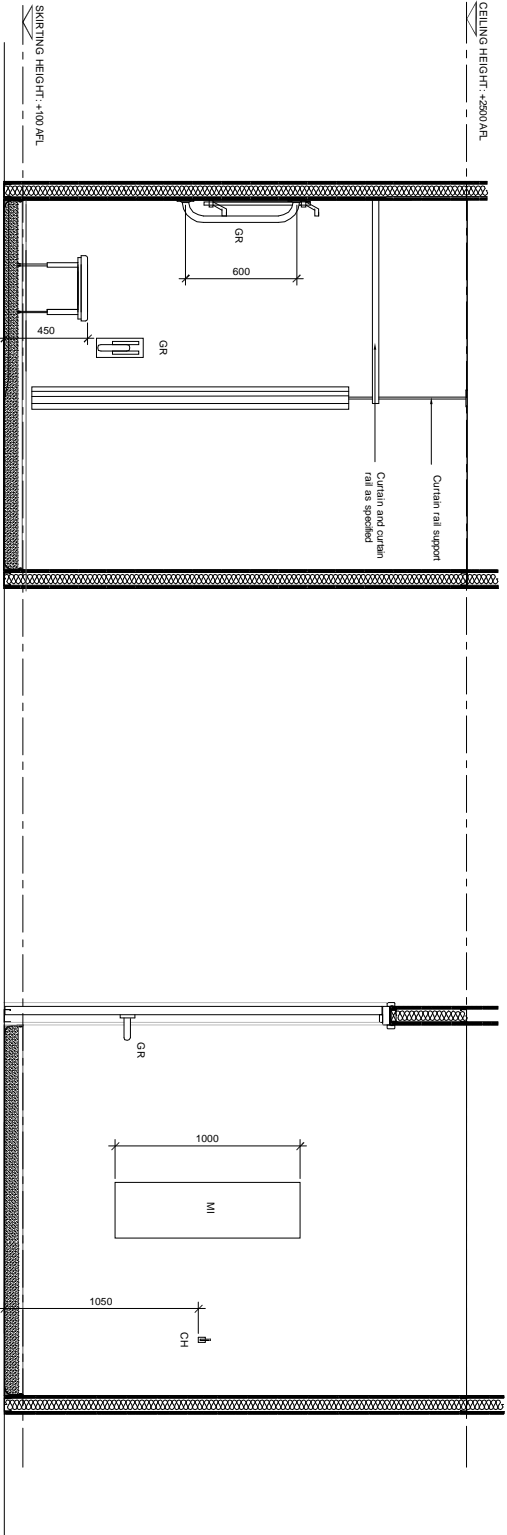
1 PLAN
DISABLED SHOWER
SCALE 1:20



A ELEVATION
DISABLED SHOWER
SCALE 1:20



B ELEVATION
DISABLED SHOWER
SCALE 1:20



C ELEVATION
DISABLED SHOWER
SCALE 1:20

D ELEVATION
DISABLED SHOWER
SCALE 1:20

CEILING HEIGHT: +2500 ARL

SKIRTING HEIGHT: +100 ARL

CEILING HEIGHT: +2500 ARL

SKIRTING HEIGHT: +100 ARL

Waste gully as specified

Alum pull cord

Curtain and curtain rail as specified

Range for adjustable and detachable shower head

Shower mixer valve to M+ E Engineers details

CEILING HEIGHT: +2500 ARL

SKIRTING HEIGHT: +100 ARL

Curtain rail support

Curtain and curtain rail as specified

GR

GR

GR

GR

GR

GR

GR

GR

GR

GR

GR

GR

GR

GR

GR

GR

GR

GR

GR

GR

GR

GR

GR

GR

GR

GR

GR

GR

GR

GR

GR

CEILING HEIGHT: +2500 ARL

SKIRTING HEIGHT: +100 ARL

Curtain rail support

Curtain and curtain rail as specified

GR

GR

GR

GR

GR

GR

GR

GR

GR

GR

GR

GR

GR

GR

GR

GR

GR

GR

GR

GR

GR

GR

GR

GR

GR

GR

GR

GR

GR

GR

GR

CEILING HEIGHT: +2500 ARL

SKIRTING HEIGHT: +100 ARL

Curtain rail support

Curtain and curtain rail as specified

GR

GR

GR

GR

GR

GR

GR

GR

GR

GR

GR

GR

GR

GR

GR

GR

GR

GR

GR

GR

GR

GR

GR

GR

GR

GR

GR

GR

GR

GR

GR

CEILING HEIGHT: +2500 ARL

SKIRTING HEIGHT: +100 ARL

Curtain rail support

Curtain and curtain rail as specified

GR

GR

GR

GR

GR

GR

GR

GR

GR

GR

GR

GR

GR

GR

GR

GR

GR

GR

GR

GR

GR

GR

GR

GR

GR

GR

GR

GR

GR

GR

GR

CEILING HEIGHT: +2500 ARL

SKIRTING HEIGHT: +100 ARL

Curtain rail support

Curtain and curtain rail as specified

GR

GR

GR

GR

GR

GR

GR

GR

GR

GR

GR

GR

GR

GR

GR

GR

GR

GR

GR

GR

GR

GR

GR

GR

GR

GR

GR

GR

GR

GR

GR

CEILING HEIGHT: +2500 ARL

SKIRTING HEIGHT: +100 ARL

Curtain rail support

Curtain and curtain rail as specified

GR

GR

GR

GR

GR

GR

GR

GR

GR

GR

GR

GR

GR

GR

GR

GR

GR

GR

GR

GR

GR

GR

GR

GR

GR

GR

GR

GR

GR

GR

GR

CEILING HEIGHT: +2500 ARL

SKIRTING HEIGHT: +100 ARL

Curtain rail support

Curtain and curtain rail as specified

GR

GR

GR

GR

GR

GR

GR

GR

GR

GR

GR

GR

GR

GR

GR

GR

GR

GR

GR

GR

GR

GR

GR

GR

GR

GR

GR

GR

GR

GR

GR

CEILING HEIGHT: +2500 ARL

SKIRTING HEIGHT: +100 ARL

Curtain rail support

Curtain and curtain rail as specified

GR

GR

GR

GR

GR

GR

GR

GR

GR

GR

GR

GR

GR

GR

GR

GR

GR

GR

GR

GR

GR

GR

GR

GR

GR

GR

GR

GR

GR

GR

GR

CEILING HEIGHT: +2500 ARL

SKIRTING HEIGHT: +100 ARL

Curtain rail support

Curtain and curtain rail as specified

GR

GR

GR

GR

GR

GR

GR

GR

GR

GR

GR

GR

GR

GR

GR

GR

GR

GR

GR

GR

GR

GR

GR

GR

GR

GR

GR

GR

GR

GR

GR

CEILING HEIGHT: +2500 ARL

SKIRTING HEIGHT: +100 ARL

Curtain rail support

Curtain and curtain rail as specified

GR

GR

GR

GR