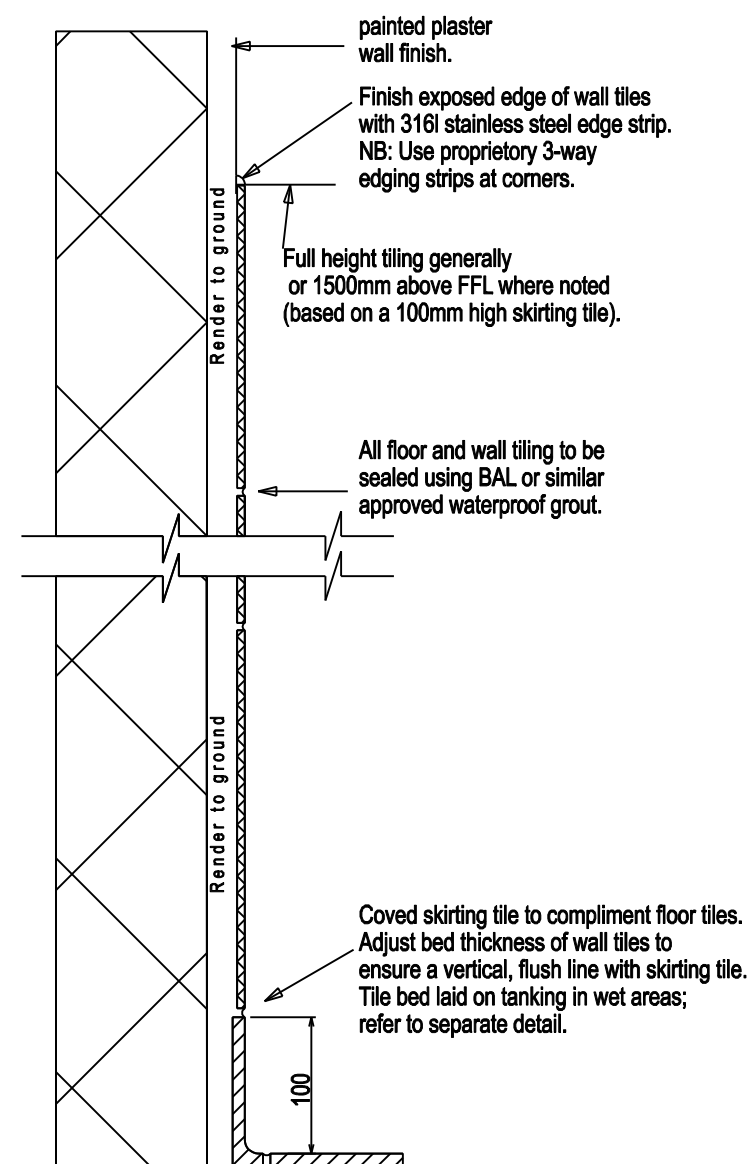


Plan Detail (External Corner).



Coved Tile Skirting
(wall tiles over)

A Coved skirting tile hgt reduced Stu 27-04-05

NOTES

The Contractor is to check all dimensions and conditions on site before commencing. Do not scale from this drawing.

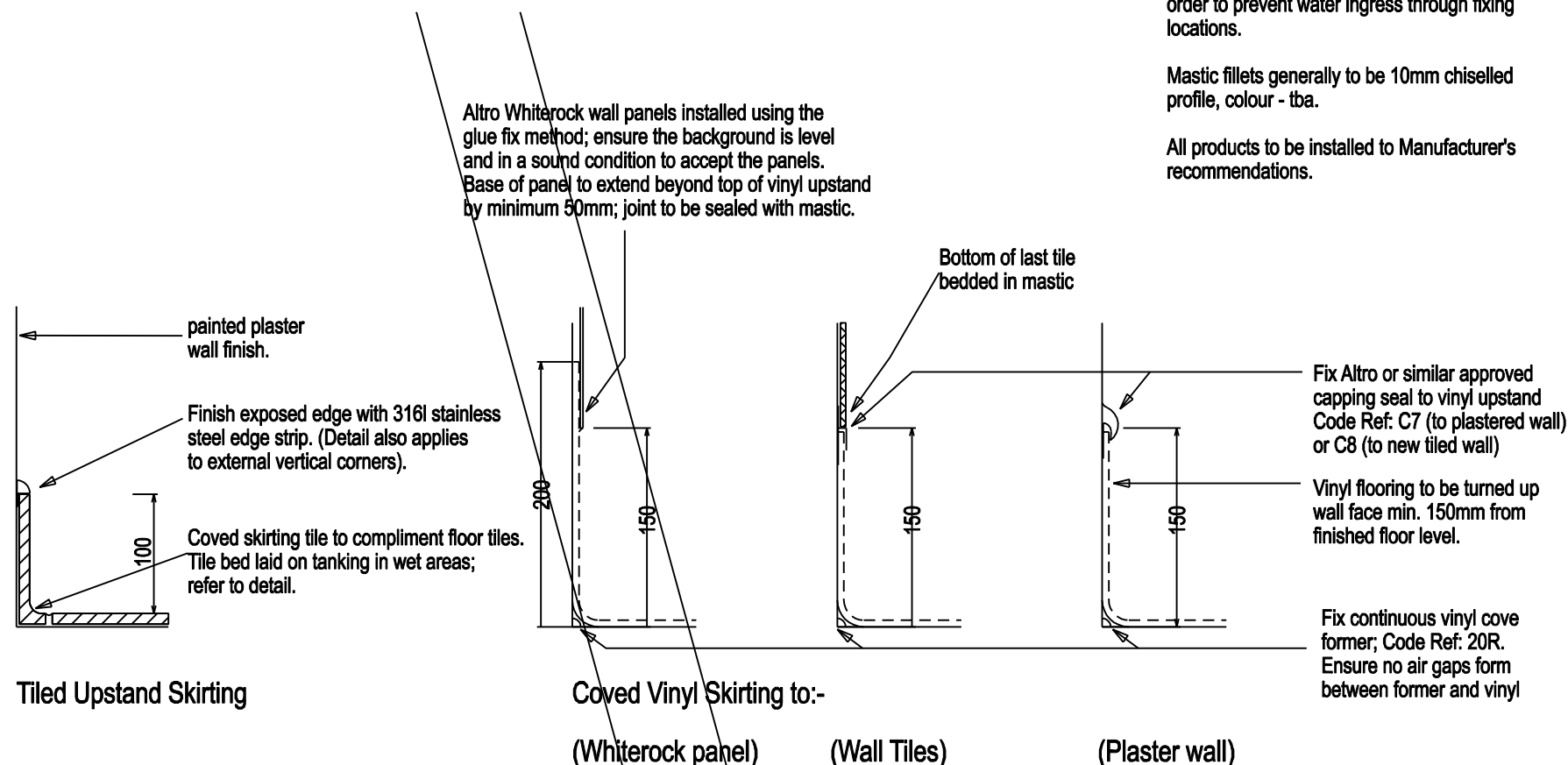
This drawing remains the copyright of POZZONI LLP

NOTE:

Where screw fixing to walls in shower/wet areas, all fixing holes to be filled with silicone mastic in order to prevent water ingress through fixing locations.

Mastic fillets generally to be 10mm chiselled profile, colour - tba.

All products to be installed to Manufacturer's recommendations.



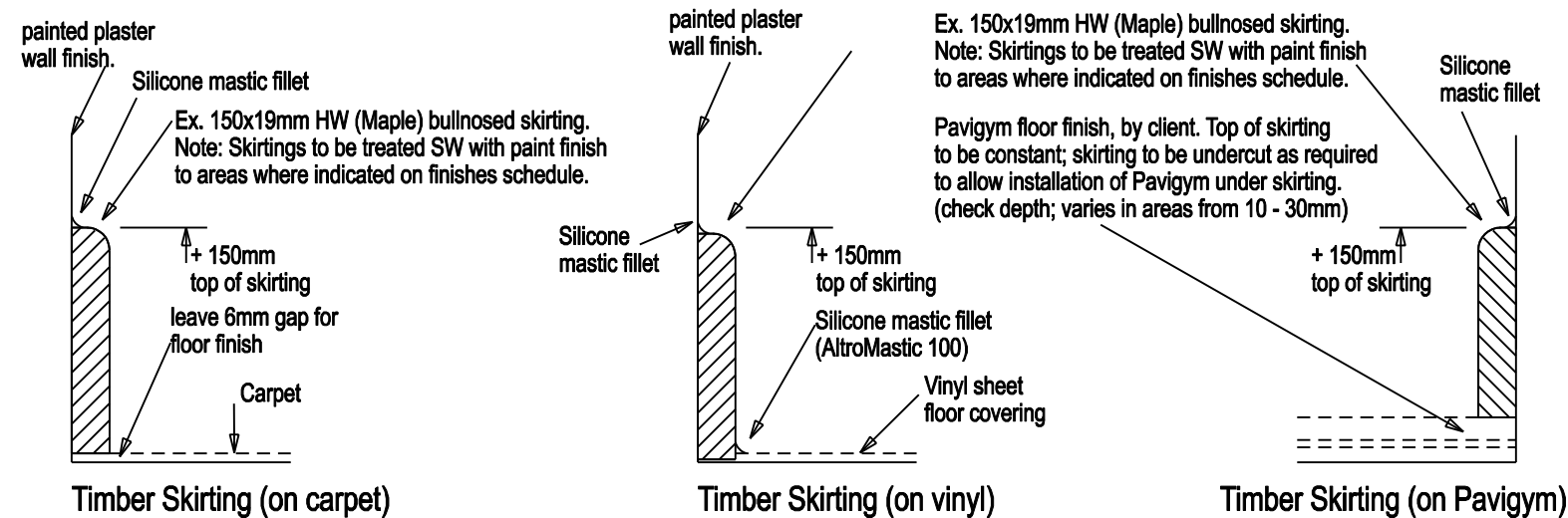
Tiled Upstand Skirting

Coved Vinyl Skirting to:-

(Whiterock panel)

(Wall Tiles)

(Plaster wall)



Timber Skirting (on carpet)

Timber Skirting (on vinyl)

Timber Skirting (on Pavigym)

- ☐ Feasibility
- ☐ Design
- ☐ Tender
- ☐ Contract
- ☒ Construction
- ☐ As Built

Client	Serco Leisure Operating Limited
Job	Standard Details
Drawing	Skirting Details

Scale	1:5	@ A3
Drawn	SS	
Date	13 Jan '05	Rev
Drg. No.	Serco - 006	A

POZZONI

T 0161 928 7848
F 0161 926 9428
E architects@pozzoni.co.uk

2 Woodville Road
Altrincham
WA14 2FH