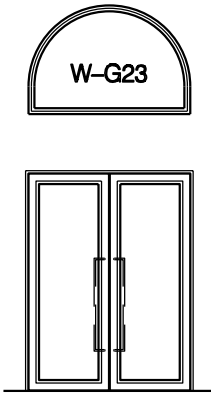
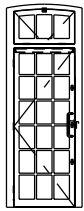
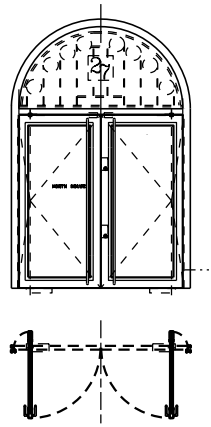
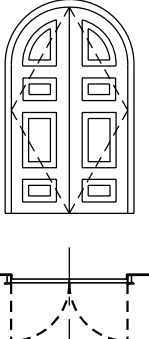
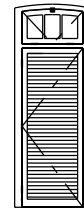







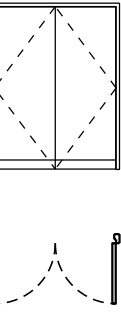


|  | EXTERIOR DOORS   |                       |   |   |  |   | BASEMENT  |   |   |   |   |   |   |   |  |
|--|--|-----------------------|---|---|--|---|---|---|---|---|---|---|---|---|--|
|  |  |                       |  |  |  |  |  |  |  |  |  |  |  |  |  |
| DOOR NO                                    | ED-B11-1   | ED-B12                | ED-B15-1  | ED-G06-1  | ED-G07-1   | ED-B13-1  | D-B02-1   | D-B03-1   | D-B04-1   | D-B05-1   | D-B06-1   | D-B07-1   | D-B08-1   | D-B09-1   | DOOR NO                                    |
| STRUCTURAL OPENING                         | PER DWG IRAL-2411 EXISTING   | PER DWG IRAL-2015     | PER DWG IRAL-2412 EXISTING*   | PER DWG IRAL-2410 EXISTING  | EXISTING   | PER DWG IRAL-2412 EXISTING*   | 980X2190  | 830X2171  | 830X2190  | 880X2190  | 1030X2171   | 830X2190  | 980X2190  | PER DWG IRAL-012426   | STRUCTURAL OPENING                         |
| FRAME SIZE                                 | PER DWG IRAL-2411  | PER DWG IRAL-2015     | PER DWG IRAL-2412   | PER DWG IRAL-2410   | EXISTING   | PER DWG IRAL-2412   | 960X2180x150  | 810X2161X150  | 810X2180X150  | 880X2180X150  | 1010X2161X150   | 810X2180X150  | 960X2180x150  | PER DWG IRAL-012426   | FRAME SIZE                                 |
| FRAME OPENING SIZE                         | PER DWG IRAL-2411  | PER DWG IRAL-2015     | PER DWG IRAL-2412   | PER DWG IRAL-2410   | EXISTING   | PER DWG IRAL-2412   | 900x2150  | 750x2131  | 750x2150  | 800x2150  | 950X2131  | 750x2150  | 900x2150x64   | PER DWG IRAL-012426   | FRAME OPENING SIZE                         |
| TYPE/DWG NO                                | E03<br>IRAL-2411   | E04                   | E05<br>IRAL-2412  | E01<br>IRAL-2410  | E02<br>IRAL-2413   | E06<br>IRAL-2412  | 02<br>IRAL-022420   | 01<br>IRAL-012420   | 01<br>IRAL-012420   | 02<br>IRAL-022420   | 02<br>IRAL-022420   | 01<br>IRAL-012420   | 12  | 14<br>IRAL-012426   | TYPEDWG NO                                 |
| NUMBER OF LEAVES                           | 2+<br>WINDOW W-G23-1   | PER DWG IRAL-2015     | 1+<br>FANLIGHT  | 2+<br>TRANSOM   | 2  | 1+<br>FANLIGHT  | 1   | 1   | 1   | 1   | 1   | 1   | 1   | 2   | NUMBER OF LEAVES                           |
| FRAME MATERIAL/FINISH                      | STAINLESS STEEL  | STAINLESS STEEL       | PAINTED TIMBER  | STAINLESS STEEL   | PAINTED TIMBER   | PAINTED TIMBER  | STAINLESS STEEL   | PAINTED TIMBER  | PAINTED TIMBER  | STAINLESS STEEL   | STAINLESS STEEL   | PAINTED TIMBER  | STAINLESS STEEL   | PAINTED TIMBER  | FRAME MATERIAL/FINISH                      |
| LEAF FINISH                                | STAINLESS STEEL+GLASS  | STAINLESS STEEL+GLASS | PAINTED TIMBER+GLASS  | STAINLESS STEEL+GLASS   | PAINTED TIMBER   | PAINTED TIMBER+POWDER COATED ALUMINIUM  | PAINTED TIMBER  | PAINTED TIMBER  | PAINTED TIMBER  | PAINTED TIMBER  | PAINTED TIMBER  | PAINTED TIMBER  | PAINTED TIMBER  | PAINTED TIMBER  | LEAF FINISH                                |
| FIRE RATING                                | 60 MIN   | -                     | -   | -   | -  | -   | 30 MIN  | -   | -   | 30 MIN  | 30 MIN  | -   | 120 MIN   | 30 MIN  | FIRE RATING                                |
| ACOUSTICS (Rw)                             | -  | -                     | 30 dB   | 30 dB   | -  | -   | -   | -   | 35 dB   | 35 dB   | 35 dB   | 35 dB   | -   | 35 dB   | ACOUSTICS (Rw)                             |
| SPECIFICATION REF                          | L20215   | H11110                | L20230  | L20210  | L20240   | L20235  | L20255  | L20250  | L20250  | L20255  | L20255  | L20250  | L20-325   | L20315  | SPECIFICATION REF                          |
| JAMB LEFT DETAIL                           | IRAL-022440  | IRAL-2036             | IRAL-012441   | IRAL-012440   | TBD  | IRAL-042441   | IRAL-022450   | IRAL-012450   | IRAL-012450   | IRAL-022450   | IRAL-022450   | IRAL-012450   | TBD   | IRAL-022451   | JAMB LEFT DETAIL                           |
| JAMB RIGHT DETAIL                          | IRAL-022440  | IRAL-2036             | IRAL-012441   | IRAL-012440   | EXISTING   | IRAL-042441   | IRAL-022450   | IRAL-012450   | IRAL-012450   | IRAL-022450   | IRAL-022450   | IRAL-012450   | TBD   | IRAL-022451   | JAMB RIGHT DETAIL                          |
| HEAD DETAIL                                | IRAL-052440  | IRAL-2035             | IRAL-022441   | IRAL-022440   | EXISTING   | IRAL-052441   | IRAL-052450   | IRAL-042450   | IRAL-042450   | IRAL-102450   | IRAL-052450   | IRAL-042450   | TBD   | IRAL-052451   | HEAD DETAIL                                |
| THRESHOLD DETAIL AND/OR DOOR BOTTOM DETAIL | IRAL-052440  | IRAL-2035             | IRAL-032441   | IRAL-032440   | EXISTING   | IRAL-062441   | IRAL-072450   | IRAL-072450   | IRAL-072450   | IRAL-102450   | IRAL-102450   | IRAL-072450   | TBD   | IRAL-082451   | THRESHOLD DETAIL AND/OR DOOR BOTTOM DETAIL |
| GLAZING TYPE                               | L20635/TYPE 02   | L20635/TYPE 03        | TO MATCH WINDOW W-B18   | L20635/TYPE 01  | NA   | TO MATCH FAN LIGHT OF WINDOW W-B18  | NA  | NA  | NA  | NA  | NA  | NA  | NA  | NA  | GLAZING TYPE                               |
| IRONMONGERY SET                            | 03-D   | 04-D                  | 05-D  | 01-D  | 02-D   | 35-D  | 13-D  | 14-D  | 07-D  | 16-D  | 11-D  | 07-D  | 12-D  | 31-D  | IRONMONGERY SET                            |
| COMMENTS                                   |  |                       |   | CARD READER   | EXISTING DOOR EMERGENCY EXIT IF NEEDED   |   |   |   |   |   |   |   | CARD READER   | CARD READER   | COMMENTS                                   |

**GENERAL NOTES**

GN1. DRAWINGS TO BE READ IN CONJUNCTION WITH ALL ENGINEERS' & SPECIALISTS' DRAWINGS & ALL SPECIFICATIONS.

GN2. DO NOT SCALE FROM THIS DRAWING.

GN3. ALL DIMENSIONS TO BE VERIFIED ON SITE. FIGURED DIMENSIONS TO TAKE PREFERENCE ON THOSE SCALED.



GN4. ALL LEVELS TO BE TO ORDINANCE DATUM UNLESS OTHERWISE SPECIFIED.

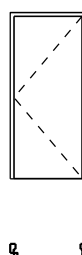
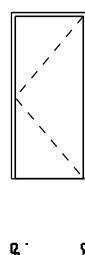
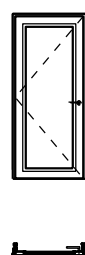

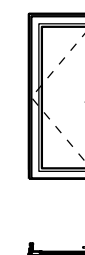

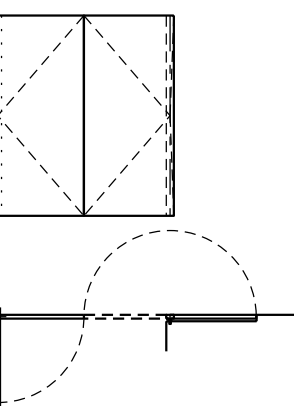
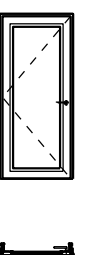
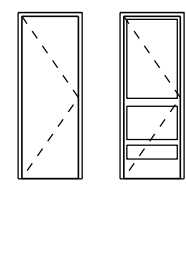
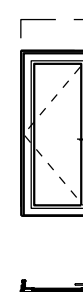

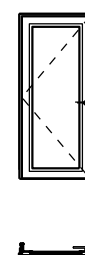
GN5. DRAWINGS ARE THE PROPERTY OF IAN RITCHIE ARCHITECTS LTD. AND ARE ISSUED ON THE CONDITION THEY ARE NOT REPRODUCED, RETAINED OR DISCLOSED TO ANY UNAUTHORISED PERSON, EITHER WHOLLY OR IN PART WITHOUT WRITTEN CONSENT OF IAN RITCHIE ARCHITECTS LTD.

**DOORS SCHEDULE NOTES**

1. TO BE READ IN CONJUNCTION WITH DOOR TYPES IRAL-241X SERIES AND IRAL-242X SERIES
2. FOR DOOR DETAILS REFER TO IRAL-2440 - IRAL-2461
3. ALL VERTICAL DIMENSIONS FROM FINISHED FLOOR LEVEL.  
ACTUAL DIMENSIONS TO BE COORDINATED WITH FLOOR BUILD UP.
4. DIMENSIONS OF EXISTING STRUCTURAL OPENINGS TO BE CONFIRMED ON SITE BEFORE FABRICATION.

**LEGEND**

-  AMENDMENT
-  IN ABEYANCE

|  | GROUND FLOOR  |   |   |   |   |   |   |   |   |   |   |   |  |
|--|---|---|---|---|---|---|---|---|---|---|---|---|--|
|  |  |  |  |  |  |  |  |    |                |  |  |  |  |
| DOOR NO                                    | D-B13-1   | D-B16-1   | D-B50-1   | D-G01-1   | D-G03-1   | D-G04-1   | D-G05-1   | D-G08-1   | D-G09-1   | D-G10a-1  | D-G10b-1  | D-G10c-1  | DOOR NO                                    |
| STRUCTURAL OPENING                         | 980X2190  | 880X2190  | 1030X2190   | PER DWG IRAL-012453   | 1056X2195   | PER DWG IRAL-012423   | PER DWG IRAL-012427   | 1030X2196<br>TO CONFIRM ON SITE*  | PER IRAL-022422<br>TO CONFIRM ON SITE*  | 1030X2190   | 1030X2190   | 1030X2190   | STRUCTURAL OPENING                         |
| FRAME SIZE                                 | 960X2180x150  | 860X2180X150  | 1010X2180x150   | PER DWG IRAL-012453   | 1026X2180x150   | PER DWG IRAL-012423   | PER DWG IRAL-012427   | 1010X2196x150<br>TO CONFIRM ON SITE*  | PER IRAL-022422<br>TO CONFIRM ON SITE*  | 1010X2180x150   | 1010X2180x150   | 1010X2180x150   | FRAME SIZE                                 |
| FRAME OPENING SIZE                         | 900x2150  | 800x2150  | 950x2150  | PER DWG IRAL-012453   | 956x2150  | PER DWG IRAL-012423   | PER DWG IRAL-012427   | 950x2156<br>TO CONFIRM ON SITE*   | PER IRAL-022422<br>TO CONFIRM ON SITE*  | 950x2150  | 950x2150  | 950x2150  | FRAME OPENING SIZE                         |
| TYPEDWG NO                                 | 02<br>IRAL-022420   | 02<br>IRAL-022420   | 03<br>IRAL-032420   | 05<br>IRAL-022421   | 03<br>IRAL-032420   | 08<br>IRAL-012423   | 04<br>IRAL-012427   | 03<br>IRAL-032420   | 07<br>IRAL-022422   | 03<br>IRAL-032420   | 03<br>IRAL-032420   | 03<br>IRAL-032420   | TYPEDWG NO                                 |
| NUMBER OF LEAVES                           | 1   | 1   | 1   | 1   | 1   | 2   | 2   | 1   | 1   | 1   | 1   | 1   | NUMBER OF LEAVES                           |
| FRAME MATERIAL/FINISH                      | STAINLESS STEEL   | STAINLESS STEEL   | STAINLESS STEEL   | NA  | STAINLESS STEEL   | STAINLESS STEEL   | NA  | STAINLESS STEEL   | PAINTED TIMBER + STAINLESS STEEL  | STAINLESS STEEL   | STAINLESS STEEL   | STAINLESS STEEL   | FRAME MATERIAL/FINISH                      |
| LEAF FINISH                                | PAINTED TIMBER  | PAINTED TIMBER  | STAINLESS STEEL+GLASS   | PAINTED TIMBER  | STAINLESS STEEL+GLASS   | STAINLESS STEEL+GLASS   | PAINTED TIMBER  | STAINLESS STEEL+GLASS   | PAINTED TIMBER  | STAINLESS STEEL+GLASS   | STAINLESS STEEL+GLASS   | STAINLESS STEEL+GLASS   | LEAF FINISH                                |
| FIRE RATING                                | 30 MIN  | -   | 60 MIN  | 30 MIN  | 60 MIN  | -   | 30 MIN  | -   | -   | -   | -   | -   | FIRE RATING                                |
| ACOUSTICS (Rw)                             | 35 dB   | 35 dB   | -   | -   | -   | 35 dB   | -   | -   | 35 dB   | 35 dB   | 35 dB   | 35 dB   | ACOUSTICS (Rw)                             |
| SPECIFICATION REF                          | L20255  | L20255  | L20260  | L20270  | L20260  | L20285  | TBD   | L20260  | L20280  | L20260  | L20260  | L20260  | SPECIFICATION REF                          |
| JAMB LEFT DETAIL                           | IRAL-022450   | IRAL-022450   | IRAL-012451   | IRAL-012453   | IRAL-012453   | IRAL-012452   | IRAL-012452   | IRAL-032450   | IRAL-022454   | IRAL-032450   | IRAL-032450   | IRAL-032450   | JAMB LEFT DETAIL                           |
| JAMB RIGHT DETAIL                          | IRAL-022450   | IRAL-022450   | IRAL-012451   | IRAL-012453   | IRAL-012453   | IRAL-012454   | IRAL-012452   | IRAL-032450   | IRAL-022454   | IRAL-032450   | IRAL-032450   | IRAL-032450   | JAMB RIGHT DETAIL                          |
| HEAD DETAIL                                | IRAL-032451   | IRAL-052450   | IRAL-042451   | IRAL-022244 & IRAL-022452   | IRAL-022453   | IRAL-032454   | IRAL-022452 & IRAL-032452   | IRAL-062450   | IRAL-042454   | IRAL-032244   | IRAL-032244   | IRAL-062450   | HEAD DETAIL                                |
| THRESHOLD DETAIL AND/OR DOOR BOTTOM DETAIL | IRAL-062451   | IRAL-072450   | IRAL-072451   | SIMILAR TO IRAL-042452  | IRAL-032453   | IRAL-062454   | IRAL-042452 & IRAL-052452   | IRAL-092450   | IRAL-052454   | IRAL-122450   | IRAL-122450   | IRAL-122450   | THRESHOLD DETAIL AND/OR DOOR BOTTOM DETAIL |
| GLAZING TYPE                               | NA  | NA  | L20635/TYPE 02  | NA  | L20635/TYPE 02  | L20635/TYPE 07  | NA  | L20635/TYPE 07  | NA  | L20635/TYPE 06  | L20635/TYPE 06  | L20635/TYPE 06  | GLAZING TYPE                               |
| IRONMONGERY SET                            | 12-D  | 07-D  | 18-D  | 25-D  | 18-D  | 28-D  | 26-D  | 19-D  | 27-D  | 20-D  | 20-D  | 20-D  | IRONMONGERY SET                            |
| COMMENTS                                   | CARD READER   |   |   | HOLD OPEN WITH ELECTROMAGNETIC CATCH LINKED TO FIRE ALARM SYSTEM                      |   |   | HOLD OPEN WITH ELECTROMAGNETIC CATCH LINKED TO FIRE ALARM SYSTEM                      | *HEIGHTS TO BE CONFIRMED ON SITE - TO ALIGN WITH D-G10a-1, D-G10b-1 & D-G10c-1 (IN G08) | *HEIGHTS TO BE CONFIRMED ON SITE - METAL FRAME TO ALIGN WITH D-G10a-1, D-G10b-1 & D-G10c-1 (IN G08) |   |   |   | COMMENTS                                   |

|     |          |    |   |
|-----|----------|----|---|
| K02 | 20.06.09 | AC | Revisions to ED-B15-1, ED-B13-1 and D-304-1   |
| K01 | 02.03.09 | AC | Door sizes amended. Drawing references added. 'LEAF SIZE' changed to 'FRAME OPENING SIZE'. Door ED-B03-1 added.   |
| K00 | 19.01.09 | AC | Note 354 added. Threshold and door bottom detail rows merged into head and threshold detail rows. Frame and structural opening sizes amended. Door ED-401-1 omitted. Fire rating of ED-B15-1 in abeyance. Acoustic rating of D-B02-1 omitted. |
| F01 | 17.09.08 | AC | Ironmongery set numbers added. Door closes and hinges deleted from door schedule. D-B05-1 and D-B06-1 doors corrected to FD 30S. Card reader added to D-B13-1.  |
| F00 | 21.05.08 | AC | D-B01-1 and D-B17-1 omitted. D-B03-1, D-B04-1, D-B07-1 leaf and frame sizes changed.  |
| E00 | 21.03.08 | AC | First issue   |

| Rev         | Date | By | Description |
|-------------|------|----|-------------|
| Job Title   |      |    |             |
| NORTH HOUSE |      |    |             |

Drawing Title  
Doors Schedule  
Sheet 1

**IAN RITCHIE ARCHITECTS**®  
110 Three Colt Street London E14 6AZ  
Tel: 020 7338 1100 Fax: 020 7338 1199

0 1m 2m 3m 4m 5m

|            |              |               |
|------------|--------------|---------------|
| Status     | CONSTRUCTION |               |
| Scale      | 1:100 [A1]   | Date 31.03.08 |
| Drawn      | AC           | Checked TM    |
|            |              | Approved AS   |
| Job No     | 560          | Rev K02       |
| Drawing No | IRAL-2400    |               |