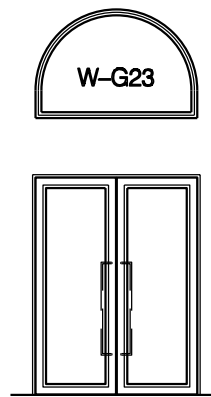
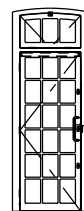
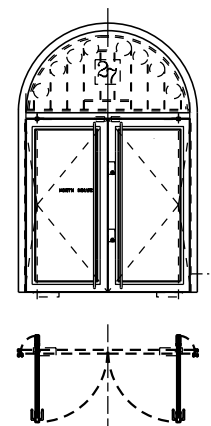
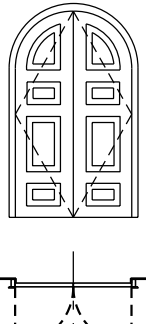
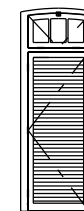






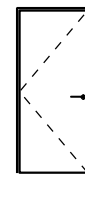


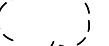







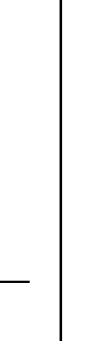
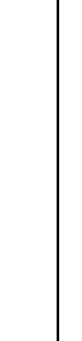
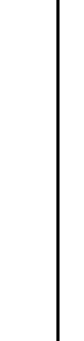
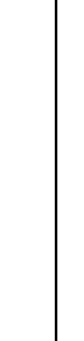
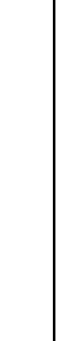
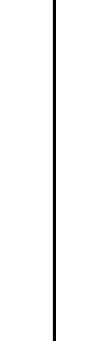


	EXTERIOR DOORS						BASEMENT								
															
DOOR NO	ED-B11-1	ED-B12	ED-B15-1	ED-G06-1	ED-G07-1	ED-B13-1	D-B02-1	D-B03-1	D-B04-1	D-B05-1	D-B06-1	D-B07-1	D-B08-1	D-B09-1	DOOR NO
STRUCTURAL OPENING	PER DWG IRAL-2411 EXISTING	PER DWG IRAL-2015	PER DWG IRAL-2412 EXISTING*	PER DWG IRAL-2410 EXISTING	EXISTING	PER DWG IRAL-2412 EXISTING*	980X2190	830X2171	830X2190	880X2190	1030X2171	830X2190	980X2190	PER DWG IRAL-012426	STRUCTURAL OPENING
FRAME SIZE	PER DWG IRAL-2411	PER DWG IRAL-2015	PER DWG IRAL-2412	PER DWG IRAL-2410	EXISTING	PER DWG IRAL-2412	960X2180x150	810X2161X150	810X2180X150	860X2180X150	1010X2161X150	810X2180X150	960X2180x150	PER DWG IRAL-012426	FRAME SIZE
FRAME OPENING SIZE	PER DWG IRAL-2411	PER DWG IRAL-2015	PER DWG IRAL-2412	PER DWG IRAL-2410	EXISTING	PER DWG IRAL-2412	900x2150	750x2131	750x2150	800x2150	950X2131	750x2150	900x2150x64	PER DWG IRAL-012426	FRAME OPENING SIZE
TYPEDWG NO	E03 IRAL-2411	E04	E05 IRAL-2412	E01 IRAL-2410	E02 IRAL-2413	E06 IRAL-2412	02 IRAL-022420	01 IRAL-012420	01 IRAL-012420	02 IRAL-022420	02 IRAL-022420	01 IRAL-012420	12	14 IRAL-012426	TYPEDWG NO
NUMBER OF LEAVES	2+ WINDOW W-G23-1	PER DWG IRAL-2015	1+ FANLIGHT	2+TRANSOM	2	1+ FANLIGHT	1	1	1	1	1	1	1	2	NUMBER OF LEAVES
FRAME MATERIAL/FINISH	STAINLESS STEEL	STAINLESS STEEL	PAINTED TIMBER	STAINLESS STEEL	PAINTED TIMBER	TBD	STAINLESS STEEL	PAINTED TIMBER	PAINTED TIMBER	STAINLESS STEEL	STAINLESS STEEL	PAINTED TIMBER	STAINLESS STEEL	PAINTED TIMBER	FRAME MATERIAL/FINISH
LEAF FINISH	STAINLESS STEEL + GLASS	STAINLESS STEEL + GLASS	PAINTED TIMBER + GLASS	STAINLESS STEEL+ GLASS	PAINTED TIMBER	TBD	PAINTED TIMBER	PAINTED TIMBER	PAINTED TIMBER	PAINTED TIMBER	PAINTED TIMBER	PAINTED TIMBER	PAINTED TIMBER	PAINTED TIMBER	LEAF FINISH
FIRE RATING	60 MIN	-	-	-	-	30 MIN	30 MIN	-	-	30 MIN	30 MIN	-	120 MIN	30 MIN	FIRE RATING
ACOUSTICS (Rw)	-	-	30 dB	30 dB	-	-	-	-	35 dB	35 dB	35 dB	35 dB	-	35 dB	ACOUSTICS (Rw)
SPECIFICATION REF	L20215	H11110	L20230	L20210	L20240	L20235	L20255	L20250	L20250	L20255	L20255	L20250	L20-325	L20315	SPECIFICATION REF
JAMB LEFT DETAIL	IRAL-022440	IRAL-2036	IRAL-012441	IRAL-012440	TBD	IRAL-042441	IRAL-022450	IRAL-012450	IRAL-012450	IRAL-022450	IRAL-022450	IRAL-012450	TBD	IRAL-022451	JAMB LEFT DETAIL
JAMB RIGHT DETAIL	IRAL-022440	IRAL-2036	IRAL-012441	IRAL-012440	EXISTING	IRAL-042441	IRAL-022450	IRAL-012450	IRAL-012450	IRAL-022450	IRAL-022450	IRAL-012450	TBD	IRAL-022451	JAMB RIGHT DETAIL
HEAD DETAIL	IRAL-052440	IRAL-2035	IRAL-022441	IRAL-022440	EXISTING	IRAL-052441	IRAL-052450	IRAL-042450	IRAL-042450	IRAL-102450	IRAL-052450	IRAL-042450	TBD	IRAL-052451	HEAD DETAIL
THRESHOLD DETAIL AND/OR DOOR BOTTOM DETAIL	IRAL-052440	IRAL-2035	IRAL-032441	IRAL-032440	EXISTING	IRAL-062441	IRAL-072450	IRAL-072450	IRAL-072450	IRAL-102450	IRAL-102450	IRAL-072450	TBD	IRAL-082451	THRESHOLD DETAIL AND/OR DOOR BOTTOM DETAIL
GLAZING TYPE	L20635/TYPE 02	L20635/TYPE 03	L20635/TYPE 04	L20635/TYPE 01	NA	L20635/TYPE 04	NA	NA	NA	NA	NA	NA	NA	NA	GLAZING TYPE
IRONMONGERY SET	03-D	04-D	05-D	01-D	02-D	TBD	13-D	14-D	07-D	16-D	11-D	07-D	12-D	31-D	IRONMONGERY SET
COMMENTS				CARD READER	EXISTING DOOR EMERGENCY EXIT IF NEEDED								CARD READER	CARD READER	COMMENTS

- GENERAL NOTES**
- GN1. DRAWINGS TO BE READ IN CONJUNCTION WITH ALL ENGINEERS' & SPECIALISTS' DRAWINGS & ALL SPECIFICATIONS.
- GN2. DO NOT SCALE FROM THIS DRAWING.
- GN3. ALL DIMENSIONS TO BE VERIFIED ON SITE. FIGURED DIMENSIONS TO TAKE PREFERENCE ON THOSE SCALED.
- GN4. ALL LEVELS TO BE TO ORDINANCE DATUM UNLESS OTHERWISE SPECIFIED.
- GN5. DRAWINGS ARE THE PROPERTY OF IAN RITCHIE ARCHITECTS LTD. AND ARE ISSUED ON THE CONDITION THEY ARE NOT REPRODUCED, RETAINED OR DISCLOSED TO ANY UNAUTHORISED PERSON, EITHER WHOLLY OR IN PART WITHOUT WRITTEN CONSENT OF IAN RITCHIE ARCHITECTS LTD.

- DOORS SCHEDULE NOTES**
1. TO BE READ IN CONJUNCTION WITH DOOR TYPES IRAL-241X SERIES AND IRAL-242X SERIES
2. FOR DOOR DETAILS REFER TO IRAL-2440 - IRAL-2461
3. ALL VERTICAL DIMENSIONS FROM FINISHED FLOOR LEVEL.
ACTUAL DIMENSIONS TO BE COORDINATED WITH FLOOR BUILD UP.
4. DIMENSIONS OF EXISTING STRUCTURAL OPENINGS TO BE CONFIRMED ON SITE BEFORE FABRICATION.

- LEGEND**
-  AMENDMENT
-  IN ABEYANCE

	GROUND FLOOR													
														
DOOR NO	D-B13-1	D-B16-1	D-B50-1	D-G01-1	D-G03-1	D-G04-1	D-G05-1	D-G08-1	D-G09-1	D-G10a-1	D-G10b-1	D-G10c-1	DOOR NO	
STRUCTURAL OPENING	980X2190	880X2190	1030X2190	PER DWG IRAL-012453	1056X2195	PER DWG IRAL-012423	PER DWG IRAL-012427	1030X2196 TO CONFIRM ON SITE*	PER IRAL-022422 TO CONFIRM ON SITE*	1030X2190	1030X2190	1030X2190	STRUCTURAL OPENING	
FRAME SIZE	960X2180x150	860X2180X150	1010X2180x150	PER DWG IRAL-012453	1026X2180x150	PER DWG IRAL-012423	PER DWG IRAL-012427	1010X2186x150 TO CONFIRM ON SITE*	PER IRAL-022422 TO CONFIRM ON SITE*	1010X2180x150	1010X2180x150	1010X2180x150	FRAME SIZE	
FRAME OPENING SIZE	900x2150	800x2150	950x2150	PER DWG IRAL-012453	956x2150	PER DWG IRAL-012423	PER DWG IRAL-012427	950x2156 TO CONFIRM ON SITE*	PER IRAL-022422 TO CONFIRM ON SITE*	950x2150	950x2150	950x2150	FRAME OPENING SIZE	
TYPEDWG NO	02 IRAL-022420	02 IRAL-022420	03 IRAL-032420	05 IRAL-022421	03 IRAL-032420	06 IRAL-012423	04 IRAL-012427	03 IRAL-032420	07 IRAL-022422	03 IRAL-032420	03 IRAL-032420	03 IRAL-032420	TYPEDWG NO	
NUMBER OF LEAVES	1	1	1	1	1	2	2	1	1	1	1	1	NUMBER OF LEAVES	
FRAME MATERIAL/FINISH	STAINLESS STEEL	STAINLESS STEEL	STAINLESS STEEL	NA	STAINLESS STEEL	STAINLESS STEEL	NA	STAINLESS STEEL	PAINTED TIMBER + STAINLESS STEEL	STAINLESS STEEL	STAINLESS STEEL	STAINLESS STEEL	FRAME MATERIAL/FINISH	
LEAF FINISH	PAINTED TIMBER	PAINTED TIMBER	STAINLESS STEEL + GLASS	PAINTED TIMBER	STAINLESS STEEL + GLASS	STAINLESS STEEL + GLASS	PAINTED TIMBER	STAINLESS STEEL + GLASS	PAINTED TIMBER	STAINLESS STEEL + GLASS	STAINLESS STEEL + GLASS	STAINLESS STEEL + GLASS	LEAF FINISH	
FIRE RATING	30 MIN	-	60 MIN	30 MIN	60 MIN	-	30 MIN	-	-	-	-	-	FIRE RATING	
ACOUSTICS (Rw)	35 dB	35 dB	-	-	-	35 dB	-	-	35 dB	35 dB	35 dB	35 dB	ACOUSTICS (Rw)	
SPECIFICATION REF	L20255	L20255	L20260	L20270	L20260	L20285	TBD	L20260	L20280	L20260	L20260	L20260	SPECIFICATION REF	
JAMB LEFT DETAIL	IRAL-022450	IRAL-022450	IRAL-012451	IRAL-012453	IRAL-012453	IRAL-012452	IRAL-012452	IRAL-032450	IRAL-022454	IRAL-032450	IRAL-032450	IRAL-032450	JAMB LEFT DETAIL	
JAMB RIGHT DETAIL	IRAL-022450	IRAL-022450	IRAL-012451	IRAL-012453	IRAL-012453	IRAL-012454	IRAL-012452	IRAL-032450	IRAL-022454	IRAL-032450	IRAL-032450	IRAL-032450	JAMB RIGHT DETAIL	
HEAD DETAIL	IRAL-032451	IRAL-052450	IRAL-042451	IRAL-022244 & IRAL-022452	IRAL-022453	IRAL-032454	IRAL-022452 & IRAL-032452	IRAL-062450	IRAL-042454	IRAL-032244	IRAL-032244	IRAL-062450	HEAD DETAIL	
THRESHOLD DETAIL AND/OR DOOR BOTTOM DETAIL	IRAL-062451	IRAL-072450	IRAL-072451	SIMILAR TO IRAL-042452	IRAL-032453	IRAL-062454	IRAL-042452 & IRAL-052452	IRAL-092450	IRAL-052454	IRAL-122450	IRAL-122450	IRAL-122450	THRESHOLD DETAIL AND/OR DOOR BOTTOM DETAIL	
GLAZING TYPE	NA	NA	L20635/TYPE 02	NA	L20635/TYPE 02	L20635/TYPE 07	NA	L20635/TYPE 07	NA	L20635/TYPE 06	L20635/TYPE 06	L20635/TYPE 06	GLAZING TYPE	
IRONMONGERY SET	12-D	07-D	18-D	25-D	18-D	28-D	26-D	19-D	27-D	20-D	20-D	20-D	IRONMONGERY SET	
COMMENTS	CARD READER			HOLD OPEN WITH ELECTROMAGNETIC CATCH LINKED TO FIRE ALARM SYSTEM			HOLD OPEN WITH ELECTROMAGNETIC CATCH LINKED TO FIRE ALARM SYSTEM	*HEIGHTS TO BE CONFIRMED ON SITE TO ALIGN WITH D-G10a-1, D-G10b-1 & D-G10c-1 (IN G08)	*HEIGHTS TO BE CONFIRMED ON SITE - METAL FRAME TO ALIGN WITH D-G10a-1, D-G10b-1 & D-G10c-1 (IN G08)				COMMENTS	

K01	02.03.09	AC	Door sizes amended. Drawing references added. 'LEAF SIZE' changed to 'FRAME OPENING SIZE'. Door ED-B03-1 added.
K00	19.01.09	AC	Notes 3&4 added. Threshold and door bottom detail rows merged. Jamb head and threshold detail rows removed. Jamb and structural opening sizes amended. Door ED-401-1 omitted. Fire rating of ED-B03-1 in abeyance. Acoustic rating of D-B03-1 omitted.
F01	17.09.08	AC	Ironmongery set numbers added. Door closes and hinges deleted from door schedule. D-B05-1 and D-B06-1 doors corrected to FD 30S. Card reader added to D-B01-1.
F00	21.05.08	AC	D-B01-1 and D-B07-1 omitted. D-B03-1, D-B04-1, D-B07-1 leaf and frame sizes changed.
E00	21.03.08	AC	First issue

Rev	Date	By	Description
Job Title			
NORTH HOUSE			

Drawing Title
Doors Schedule
Sheet 1

IAN RITCHIE ARCHITECTS ®
110 Three Colt Street London E14 8AZ
Tel: 020 7338 1100 Fax: 020 7338 1199

0 1m 2m 3m 4m 5m

Status	CONSTRUCTION	
Scale	1:100 [A1]	Date 31.03.08
Drawn	AC	Checked TM
		Approved AS
Job No	560	Rev
Drawing No	IRAL-2400	K01