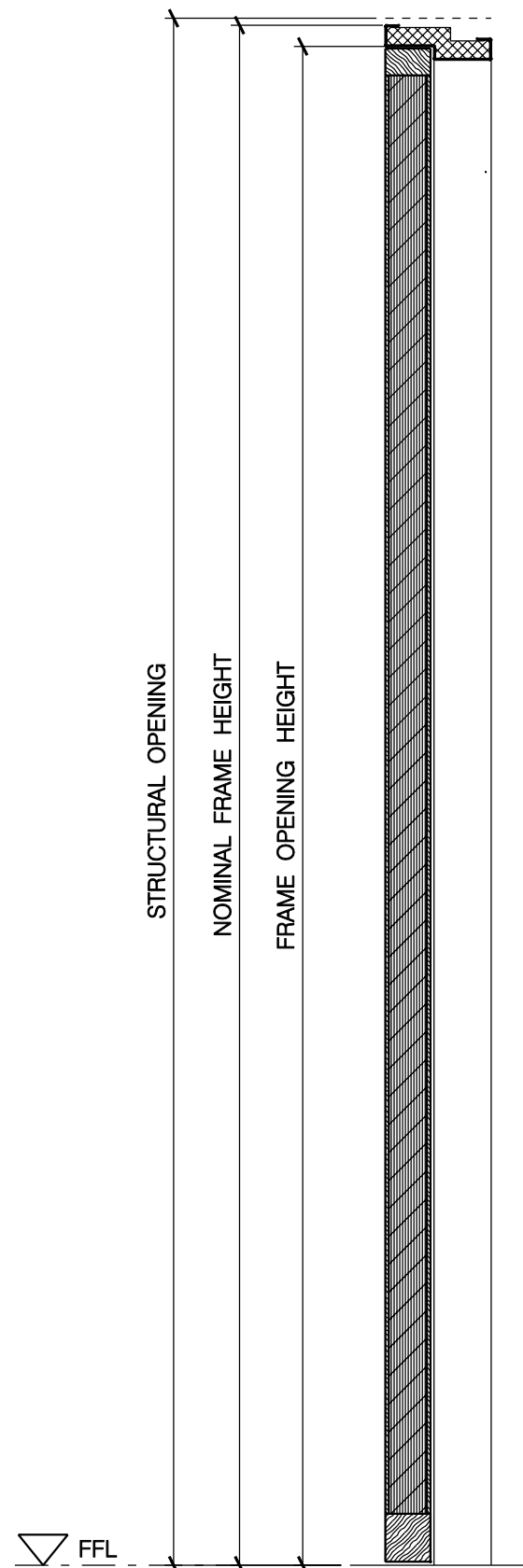
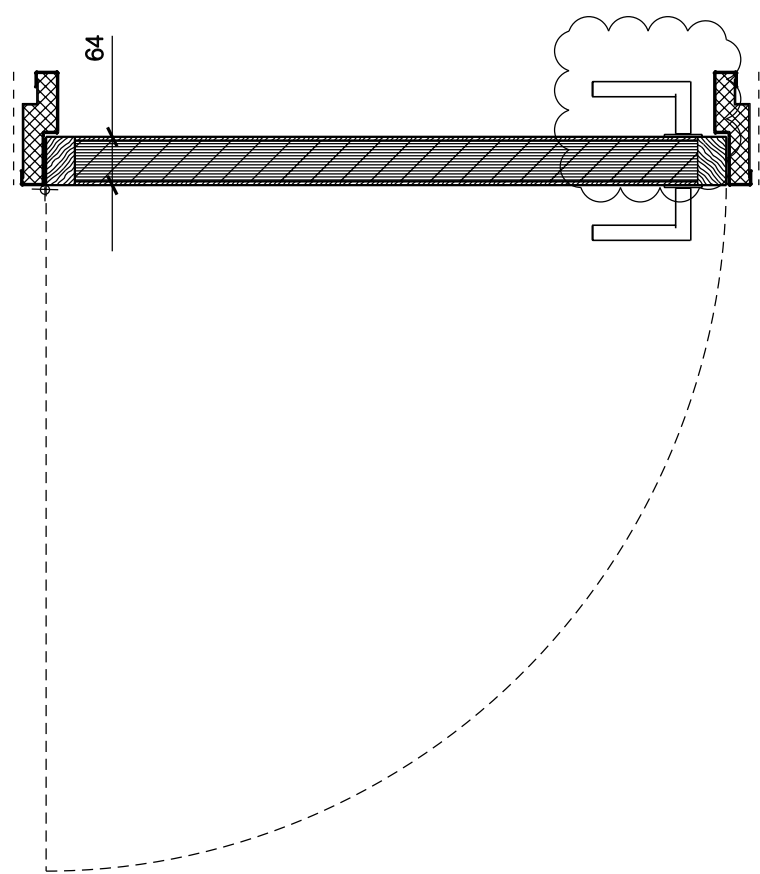


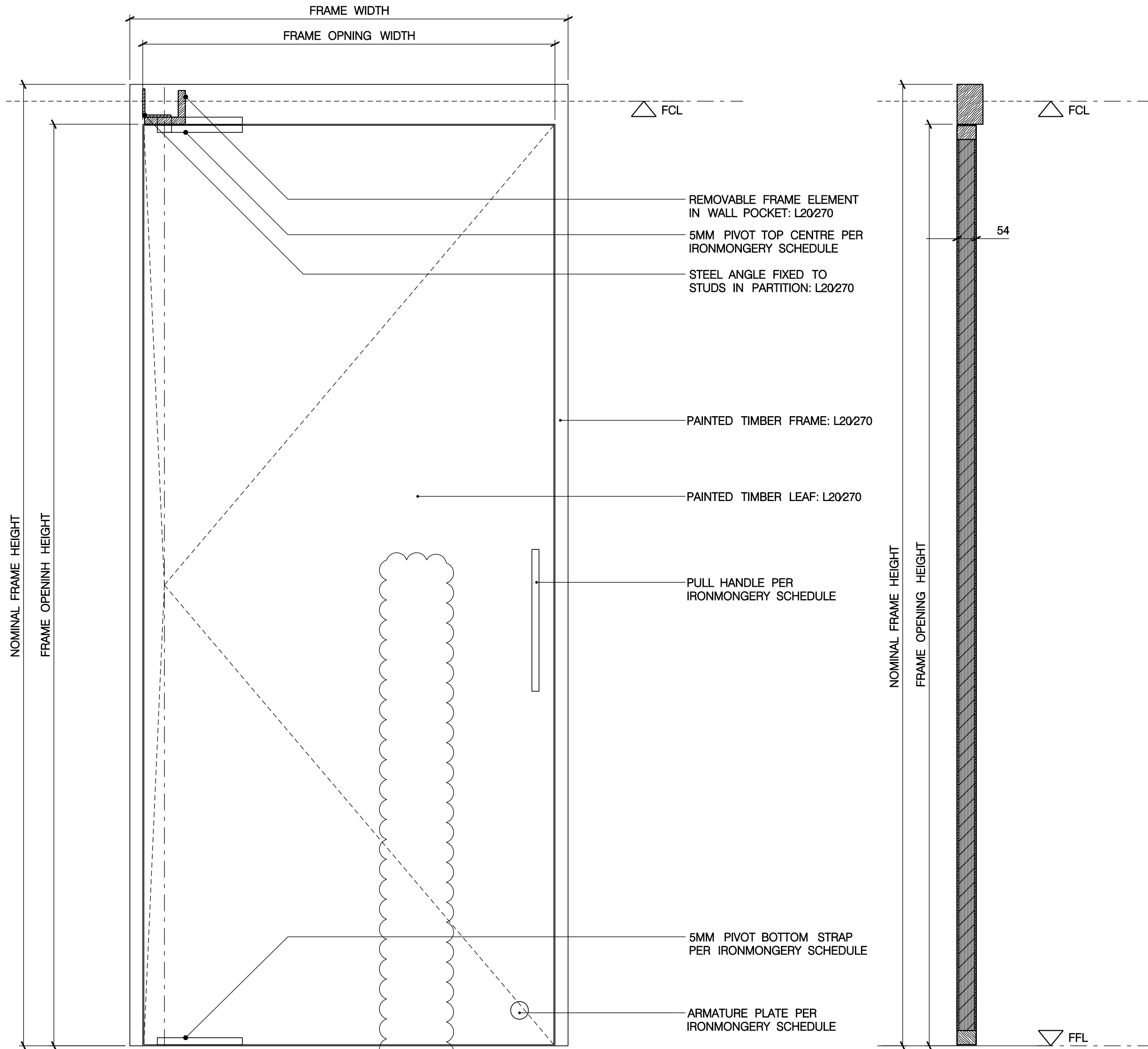
ELEVATION



SECTION

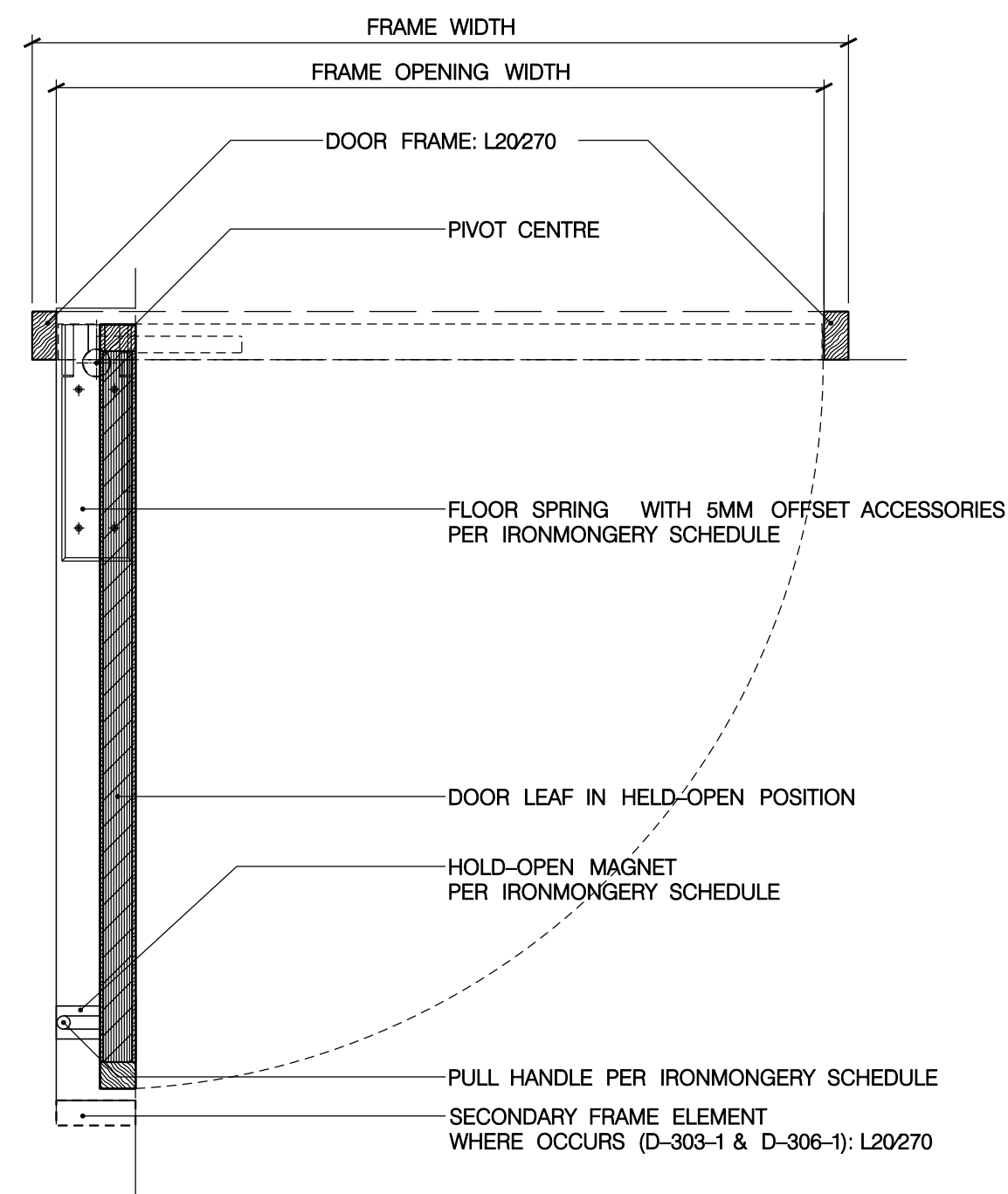


PLAN



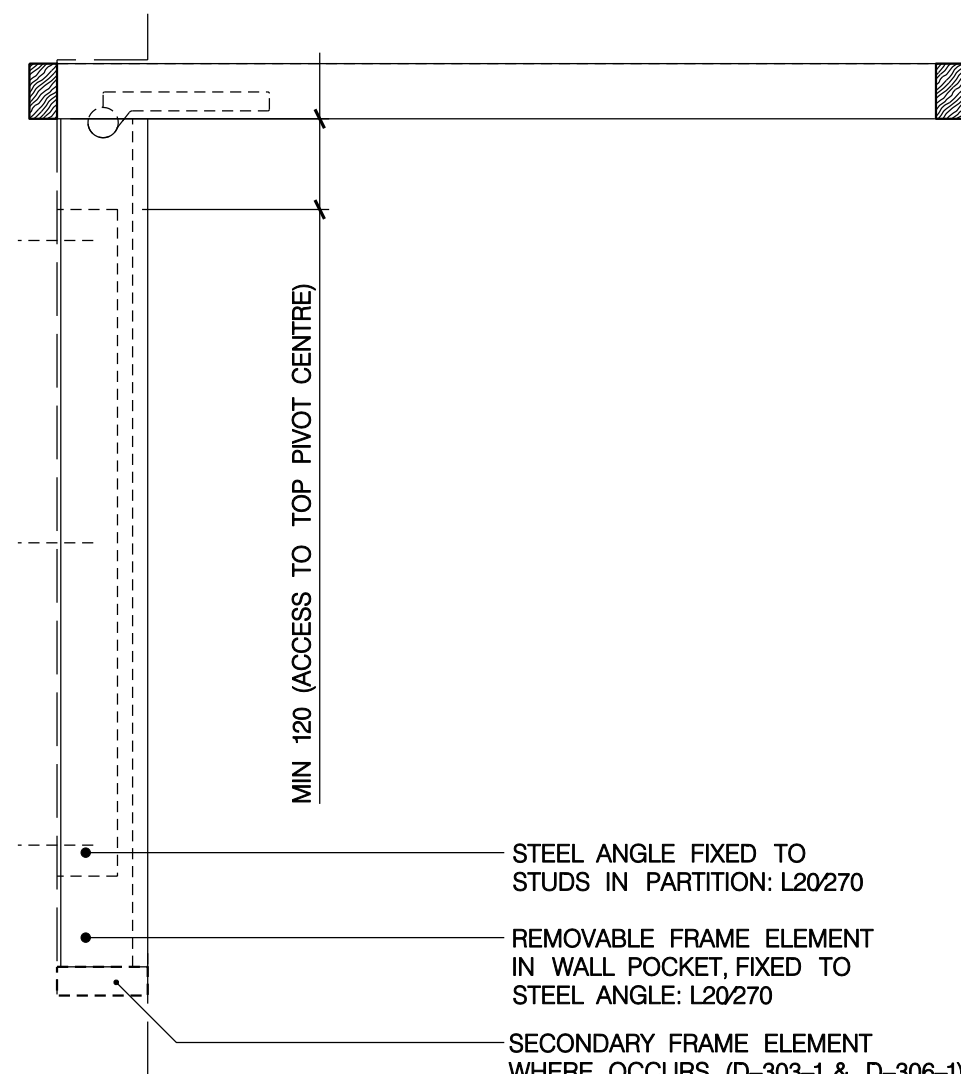
ELEVATION

SECTION



PLAN

SETTING-OUT HOLD OPEN DOOR SETS IN CONJUNCTION WITH THE ADJOINING PARTITION FINISHES AND ADJACENT DOOR SETS IS CRITICAL.



GENERAL FRAME ARRANGEMENT

GENERAL NOTES

- GN1. DRAWINGS TO BE READ IN CONJUNCTION WITH ALL ENGINEERS' & SPECIALISTS' DRAWINGS & ALL SPECIFICATIONS
- GN2. DO NOT SCALE FROM THIS DRAWING.
- GN3. ALL DIMENSIONS TO BE VERIFIED ON SITE. FIGURED DIMENSIONS TO TAKE PREFERENCE ON THOSE SCALED.
- GN4. ALL LEVELS TO BE TO ORDINANCE DATUM UNLESS OTHERWISE SPECIFIED.
- GN5. DRAWINGS ARE THE PROPERTY OF IAN RITCHIE ARCHITECTS LTD. AND ARE NOT REPRODUCED, RETAINED OR DISCLOSED TO ANY UNAUTHORISED PERSON, EITHER WHOLLY OR IN PART WITHOUT WRITTEN CONSENT OF IAN RITCHIE ARCHITECTS LTD.

DOOR TYPES NOTES

1. READ IN CONJUNCTION WITH DOOR SCHEDULE IRAL-2400 & IRAL 2401 AND SPECIFICATION: IRA-NH(L20)0001
2. READ IN CONJUNCTION WITH DOOR DETAIL DRAWINGS IRAL-2440 - IRAL-2461. FOR DETAIL REFERENCES REFER TO DOOR SCHEDULE IRAL-2400 AND IRAL-2401
3. READ IN CONJUNCTION WITH IRONMONGERY SCHEDULE IRAL-NH(P21)1001-D AND SPECIFICATION IRA-NH(P21)0001
4. ELEVATIONS DRAWN FROM HINGE SIDE (OPENING IN) UNLESS STATED OTHERWISE
5. ALL STRUCTURAL OPENINGS TO BE CONFIRMED ON SITE BEFORE DOOR FABRICATION
6. ALL VERTICAL FRAME, LEAF AND STRUCTURAL OPENING DIMENSIONS ARE NOMINAL AND ARE FROM FINISHED FLOOR LEVEL. FOR DOOR DIMENSIONS DIAGRAM REFER TO: IRAL-2405.
7. FOR IRONMONGERY MOUNTING DIMENSIONS REFER TO IRONMONGERY MOUNTING DIAGRAMS IRAL-2406 UNLESS DIMENSIONED OTHERWISE.

LEGEND

- AMENDMENT
- IN ABEYANCE

K01	09.04.09	AC	Ironmongery revised: Door Types Note 7, added.
K00	02.03.08	AC	STAGE 6 ISSUE: Ironmongery revised: Drawn, Annotation / Date & References added: Frame & Arrangement: Dep. added.
F00	31.07.08	AC	TECHNICAL ISSUE
E00	31.03.08	AC	FIRST ISSUE
Rev	Date	By	Description

Job Title
NORTH HOUSE

Drawing Title
**Details
Interior Door Types
Sheet 2**

IAN RITCHIE ARCHITECTS ®
110 Three Colt Street London E14 8AZ
Tel: 020 7338 1100 Fax: 020 7338 1199

0 100mm 200mm 300mm 400mm

Status
CONSTRUCTION

Scale
1:10 [A1]

Date
31.03.08

Drawn AC	Checked TM	Approved IR
-------------	---------------	----------------

Job No 560	Drawing No IRAL-2421	Rev K01
---------------	-------------------------	------------

01
2421

DETAIL
DOOR TYPE 05 (L20270)

02
2421

DETAIL
DOOR TYPE 05 (L20270)