


GENERAL NOTES

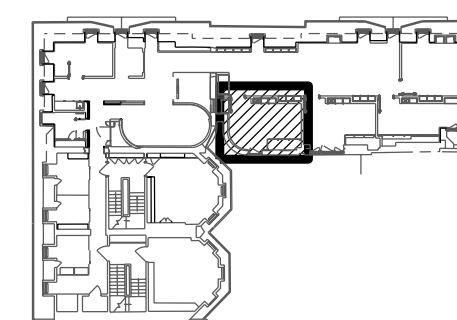
- GN1. DRAWINGS TO BE READ IN CONJUNCTION WITH ALL ENGINEERS' SPECIALISTS' DRAWINGS & ALL SPECIFICATIONS.
- GN2. DO NOT SCALE FROM THIS DRAWING
- GN3. ALL DIMENSIONS TO BE VERIFIED ON SITE. FIGURED DIMENSIONS TO TAKE PREFERENCE ON THOSE SCALED
- GN4. ALL LEVELS TO BE CHECKED ORNANCE DATUM, UNLESS OTHERWISE SPECIFIED
- GN5. DRAWINGS ARE THE PROPERTY OF IAN RITCHIE ARCHITECTS LTD. AND ARE ISSUED ON THE CONDITION THEY ARE NOT REPRODUCED, RETAINED OR DISCLOSED TO ANY UNAUTHORISED PERSON, EITHER WHOLLY OR IN PART WITHOUT WRITTEN CONSENT OF IAN RITCHIE ARCHITECTS LTD.
- GN6. ALL FINISHES SHOWN ARE INDICATIVE WORKS TO BE COORDINATED WITH BUILDERS WORK AND INSTALLATION DRAWINGS.

DETAIL ARRANGEMENT NOTES

1. REFER TO SHEETS IRAL-04xx, IRAL-05xx & IRAL-06xx FOR GENERAL ARRANGEMENTS AND ADDITIONAL NOTES AND DIMENSIONS.
2. REFER TO WSPS AND ECLS FOR STRUCTURAL, WSPD FOR UNDERGROUND DRAINAGE, KSAP FOR PUBLIC HEALTH, KSAM FOR MECHANICAL, KSAE FOR ELECTRICAL, KSAI FOR ICT.
3. FOR ACCESSORY MOUNTING, REFER TO IRAL-3000 AND IRAL-3001.
4. AS TO DIMENSION TO FACE OF PLASTERBOARD UNLESS NOTED AS 'FINISHED'; SETTING OUT 'CRITICAL' WHERE NOTED.

LEGEND

- (X)..... WALL TYPE: REFER TO IRAL-2220 & 2221 FOR TYPICAL DETAILS
 (A)..... EA..... ACCESS PANEL/EXTERIOR A.P. REFER TO SCHEDULE IRAL[K10]0001
 (D)..... ED..... DOOR EXTERIOR DOOR NO. REFER TO IRAL-2400, IRAL-2401
 (G)..... HEATING/VENTILATION GRILLE/GAP REFER TO SCHEDULE IRAL[K10]0000
 (W)..... WINDOW NO.: REFER TO SCHEDULE IRAL[L10]0000
 FIRE SEPARATION RATING
 (+).....X..... REFER TO IRAL-5000/IRAL-5001
 ALLOWABLE TOLERANCE
 NOTIFY CA OF BUILT DIMENSIONS
 AMENDMENT IN ABEYANC



THE FOLLOWING ITEMS ARE
IN ABEYANCE:

- LOCATIONS OF ALL MISC. FITTINGS ARE IN ABEYANCE.
- SETTING OUT DIMENSIONS OF FITTED FURNITURE
- AS OTHERWISE NOTED.


| | | | |
|-----|----------|----|---|
| K02 | 19.05.09 | CR | Revised fitted furniture, ceiling height. |
| K01 | 18.03.09 | CS | Annotation/dimensions/references revised/added. Detailed setting out added. |
| K00 | 19.01.09 | AC | STAGE K ISSUE |
| Rev | Date | By | Description |

Job Title
NORTH HOUSE

Drawing Title
Detail Arrangements
Room 311
Sheet 2

IAN RITCHIE ARCHITECTS

110 Three Colt Street London E14 8AZ
Tel: 020 7338 1100 Fax: 020 7338 1199



| | |
|--------------------|--------------|
| Status Information | CONSTRUCTION |
|--------------------|--------------|

| | | | |
|-------|-----------|------|----------|
| Scale | 1:20 [A1] | Date | 20.12.07 |
|-------|-----------|------|----------|

| | | |
|-------------|---------------|----------------|
| Drawn BF | Checked TM | Approved IR |
|-------------|---------------|----------------|

| | | |
|---------------|-------------------------|------------|
| Job No 560 | Drawing No IRAL-1681 | Rev K02 |
|---------------|-------------------------|------------|