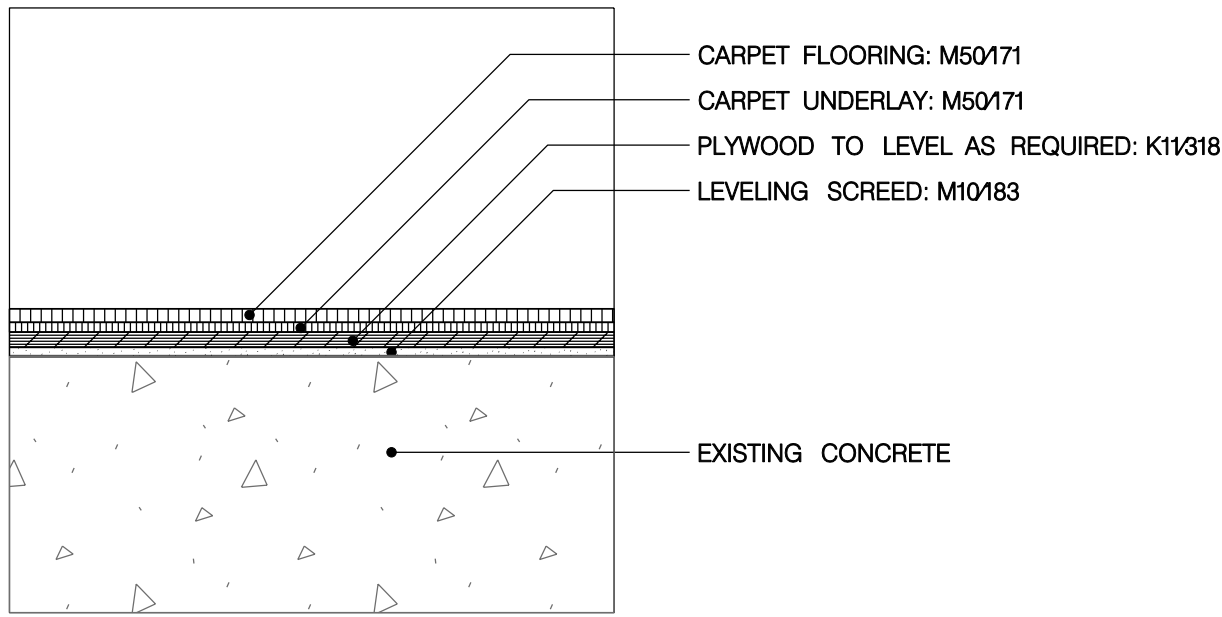


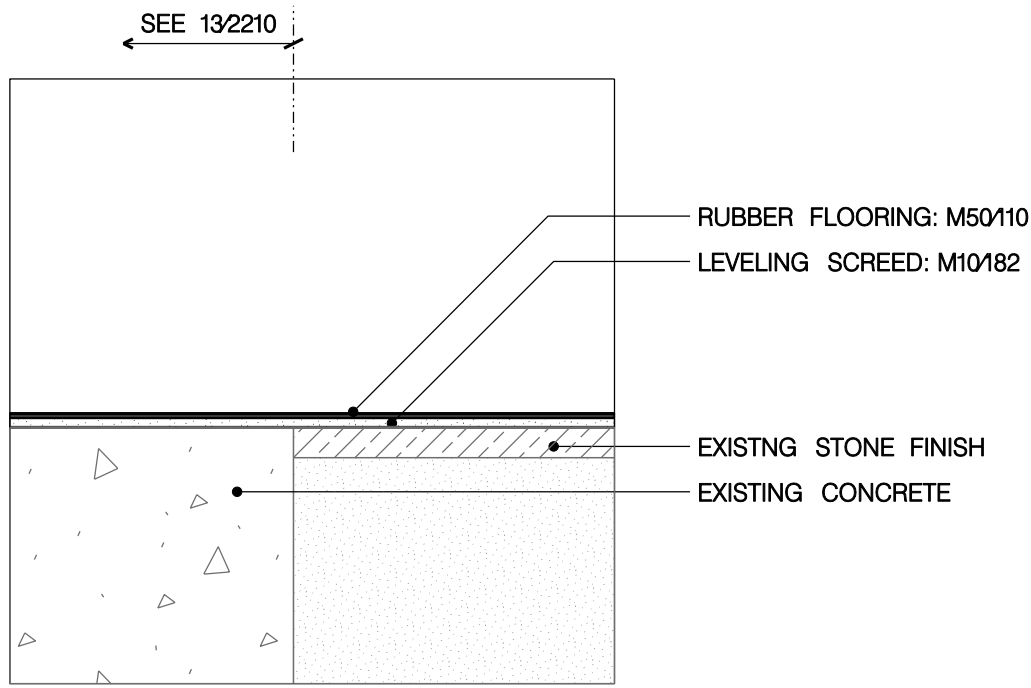
01
2211

SECTION DETAIL
STONE FLOOR AT G05



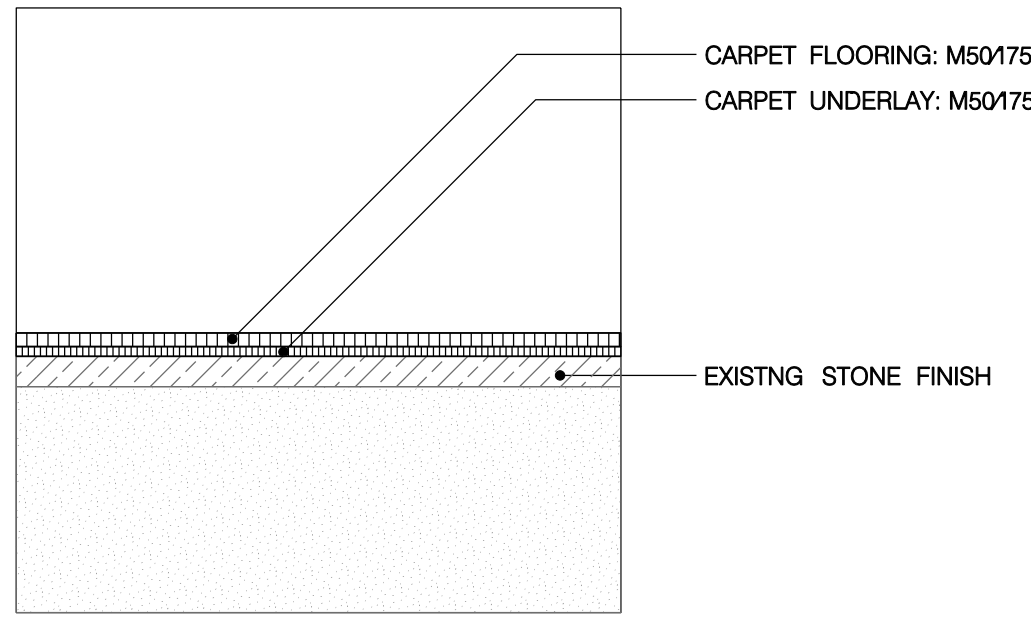
02
2211

SECTION DETAIL
CARPET ON PLY AT CONCRETE AT 210



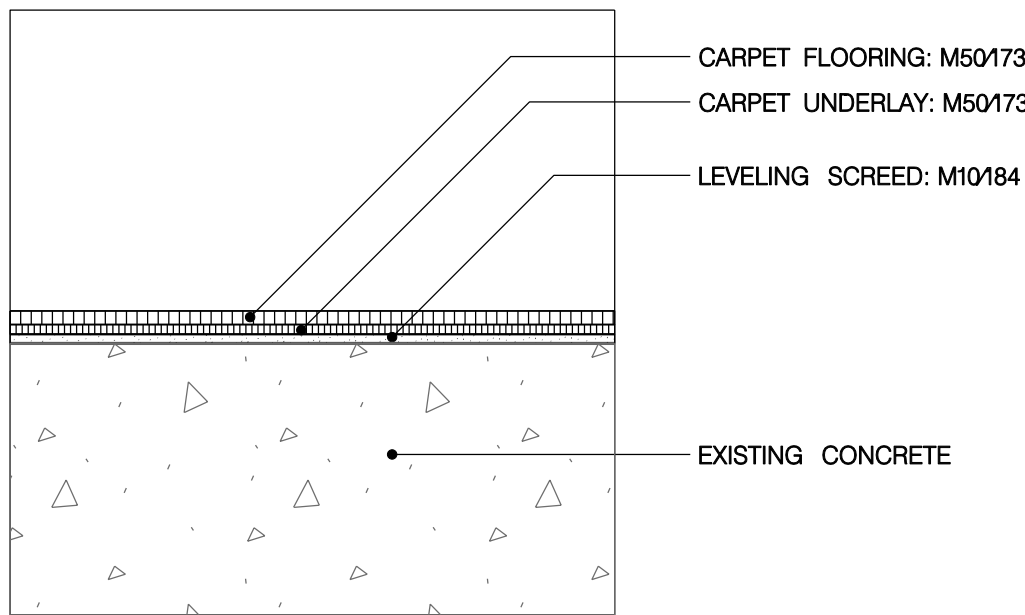
03
2211

SECTION DETAIL
RUBBER ON EXISTING STONE/CONCRETE G11 & G12, G14 & G15



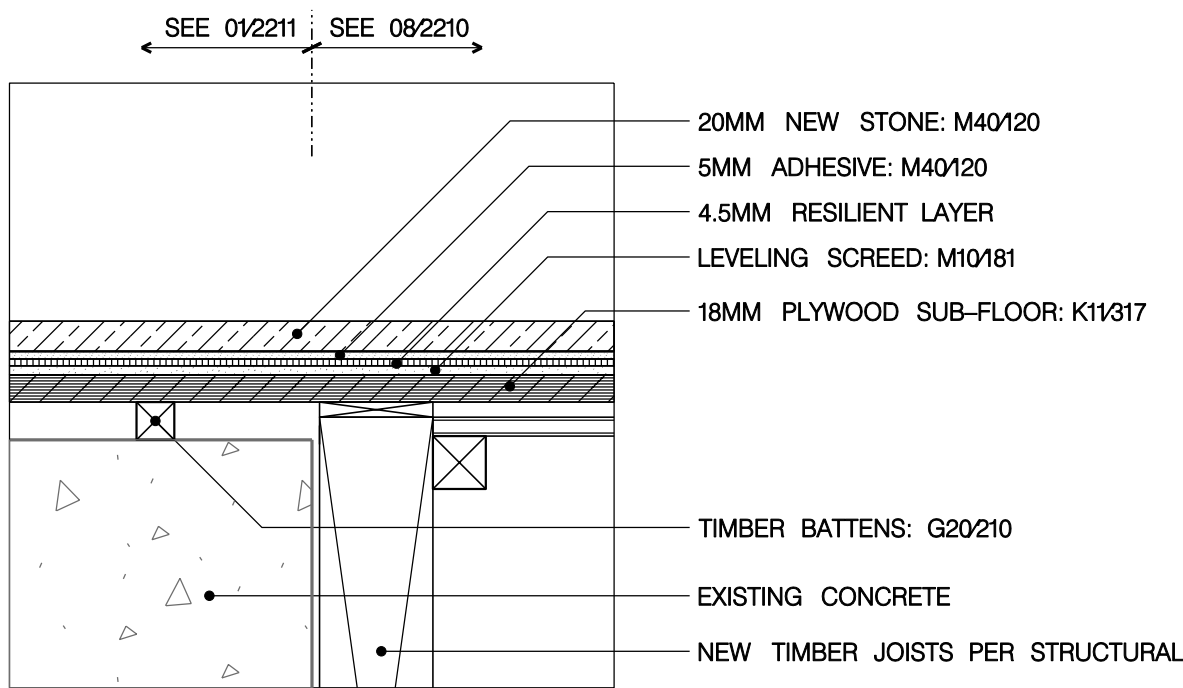
04
2211

SECTION DETAIL
CARPET ON EXISTING STONE AT G08



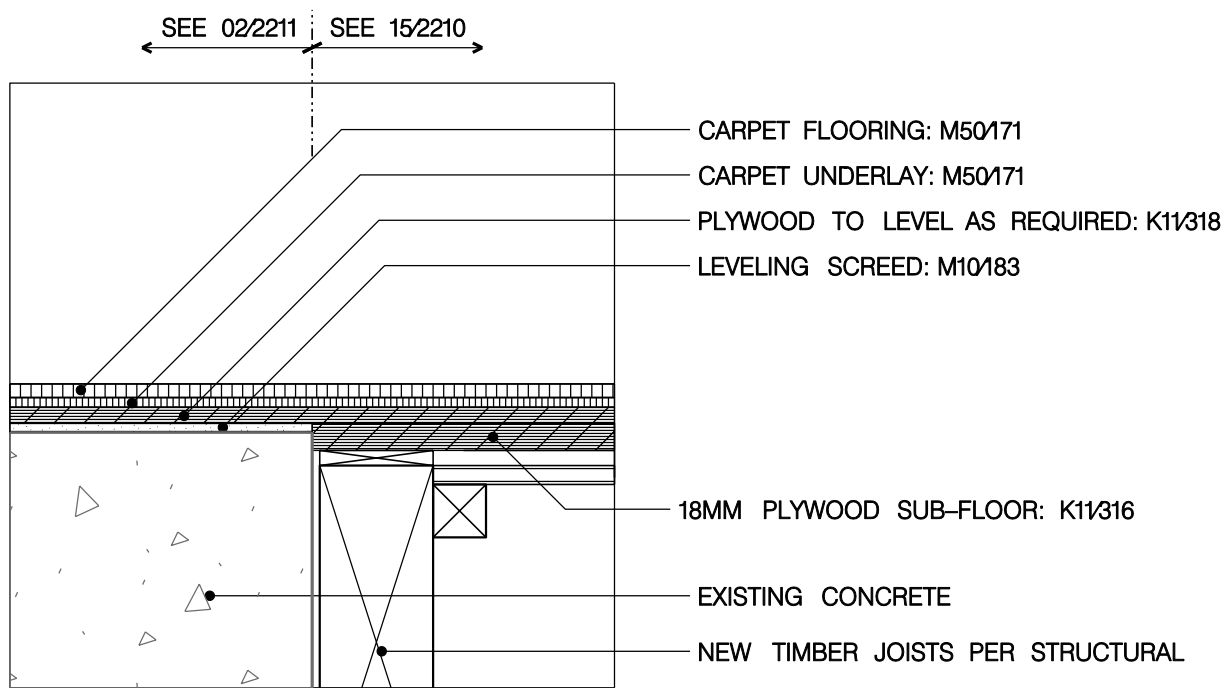
05
2211

SECTION DETAIL
CARPET FLOOR AT EXISTING CONCRETE STAIR



06
2211

SECTION DETAIL
SUB-FLOOR TRANSITION AT STONE AT G05



07
2211

SECTION DETAIL
SUB-FLOOR TRANSITION AT CARPET ON 2ND FLOOR

GENERAL NOTES

- GN1. DRAWINGS TO BE READ IN CONJUNCTION WITH ALL ENGINEERS' & SPECIALISTS' DRAWINGS & ALL SPECIFICATIONS.
- GN2. DO NOT SCALE FROM THIS DRAWING.
- GN3. ALL DIMENSIONS TO BE VERIFIED ON SITE. FIGURED DIMENSIONS TO TAKE PREFERENCE ON THOSE SCALED.
- GN4. ALL LEVELS TO BE TO ORDINANCE DATUM UNLESS OTHERWISE SPECIFIED.
- GN5. DRAWINGS ARE THE PROPERTY OF IAN RITCHIE ARCHITECTS LTD. AND ARE ISSUED ON THE CONDITION THEY ARE NOT REPRODUCED, RETAINED OR DISCLOSED TO ANY UNAUTHORISED PERSON, EITHER WHOLLY OR IN PART WITHOUT WRITTEN CONSENT OF IAN RITCHIE ARCHITECTS LTD.
- GN6. ALL SERVICES SHOWN ARE INDICATIVE. WORKS TO BE COORDINATED WITH BUILDERS WORK AND INSTALLATION DRAWINGS.

FLOOR DETAIL NOTES

1. FOR FLOOR LOCATIONS REFER TO IRAL-5210 & IRAL-5211 and DETAIL ARRANGEMENT FLOOR PLANS.
2. FLOOR SUPPORT SYSTEMS /TIMBER BATTENS TO BE COORDINATED WITH STRUCTURE AND SERVICES INSTALLATIONS.
3. REFER TO IRAL-5000 & 5001, AND 5010 & 5011 FOR FIRE SEPARATION AND STEEL PROTECTION REQUIREMENTS.
4. REFER TO IRAL-2200, 2201 & 2202 FOR COORDINATION AND SERVICES INTEGRATION.

LEGEND

- AMENDMENT
- IN ABEYANCE

K00 17.04.09 AC First Issue

Rev Date By Description

Job Title
NORTH HOUSE

Drawing Title
Details –
Floors
Sheet 2

IAN RITCHIE ARCHITECTS ®
110 Three Colt Street London E14 8AZ
Tel: 020 7338 1100 Fax: 020 7338 1199

0 50mm 100mm 150mm 200mm

Status

Scale 1:5 [A1] Date 17.04.09

Drawn BF Checked TM Approved AS

Job No 560 Drawing No IRAL-2211 Rev K00