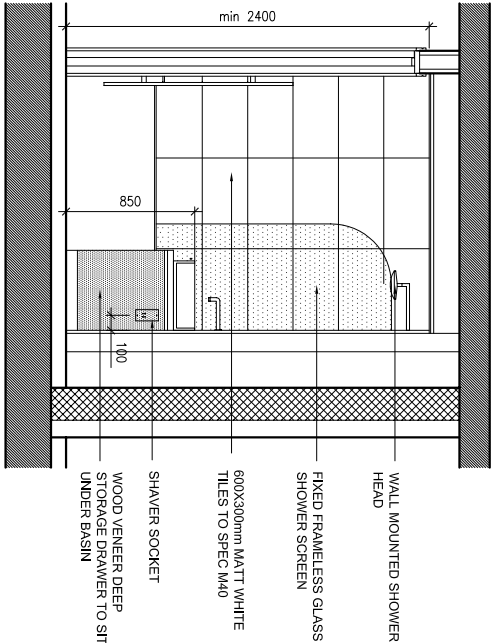
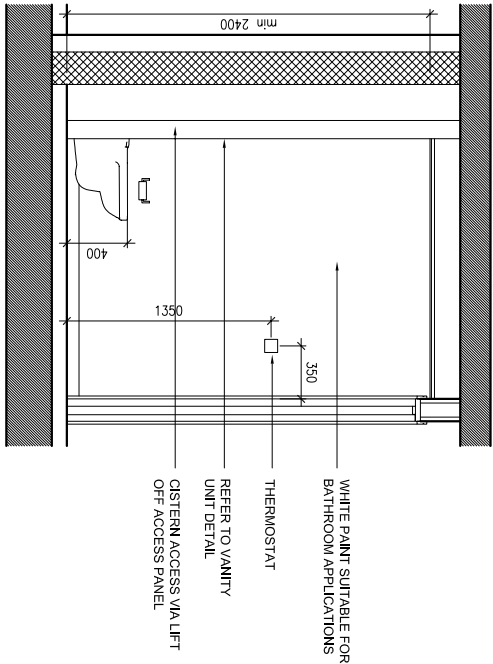


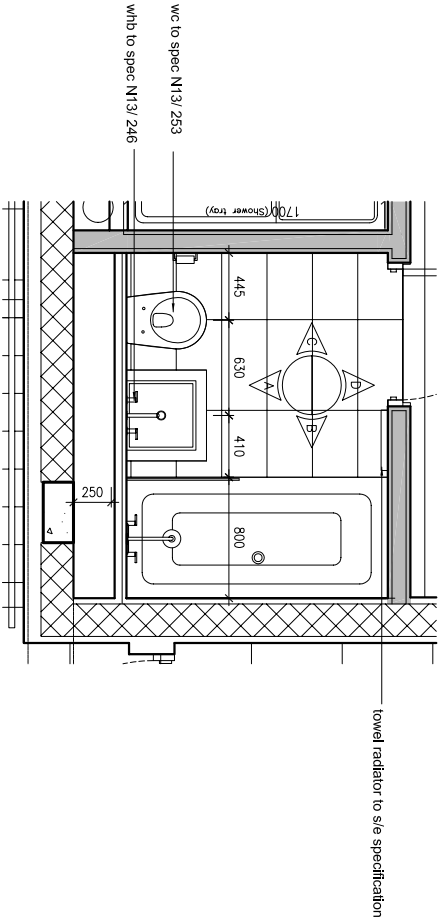
ELEVATION A



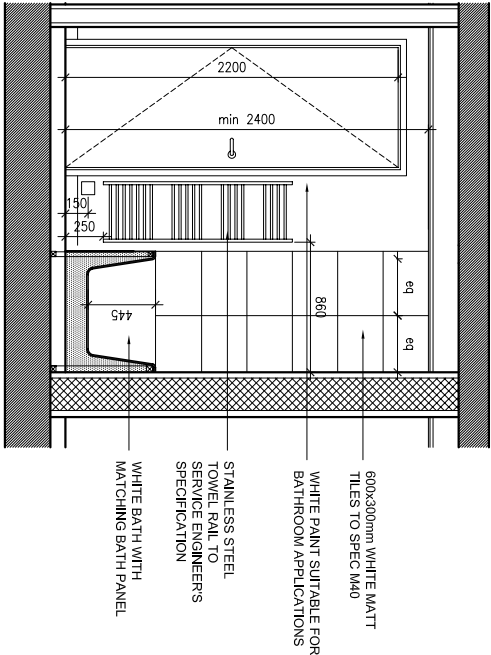
ELEVATION B



ELEVATION C



PLAN



ELEVATION D

NOTE:

Indicative layouts only.
Contractor to fully meet requirements set out in specification.

E	Bath added in lieu of shower tray.	18.12.2008	TS	CL
D	Shower tray and enclosure details updated.	10.12.2008	TS	CL
C	Tiles arrangement revised. Siding out drins added.	6.11.2008	AP	CL
B	Wall tiling into revised.	21.10.2008	AP	CL
A	FOR CONSTRUCTION - walls detailed, notes added & amended, drins added	04.06.2008	SS	CL
I	ISSUED FOR TENDER	19.10.2007	AP	CM
Rev	Notes	dd/mm/yyyy	By	Issue

FOR CONSTRUCTION

Do not scale from this drawing. Check all dimensions and cross on site.

darling
associates

210 Pentonville Road
London
London

- 210 Pentonville Road
- London

- Bathroom 1 Elevations
- Flat Type E

Project No:	Drawing No:	Revision:
6007	(22)79	E

Scale:	1/25 @ A1	1/50 @ A3	CAD File No: K:/6007/Current/End(22)
Date:	2007.08.30	Drawn: AP	Issue: MP

The design is the copyright of darling associates