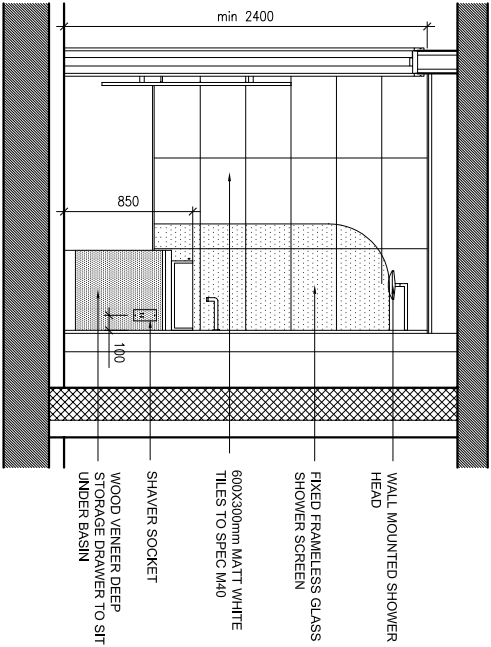
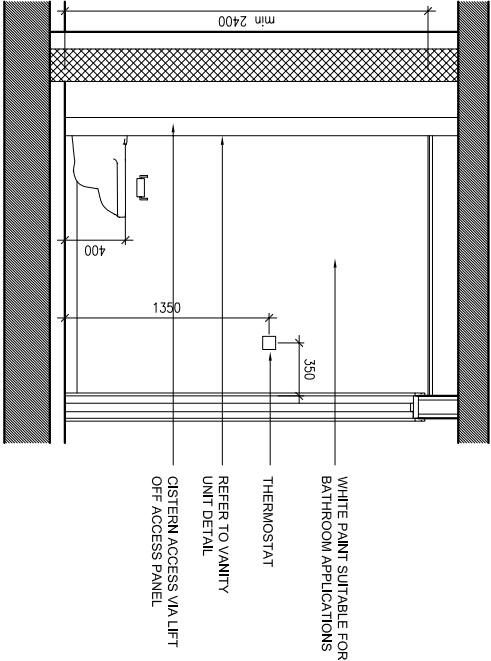


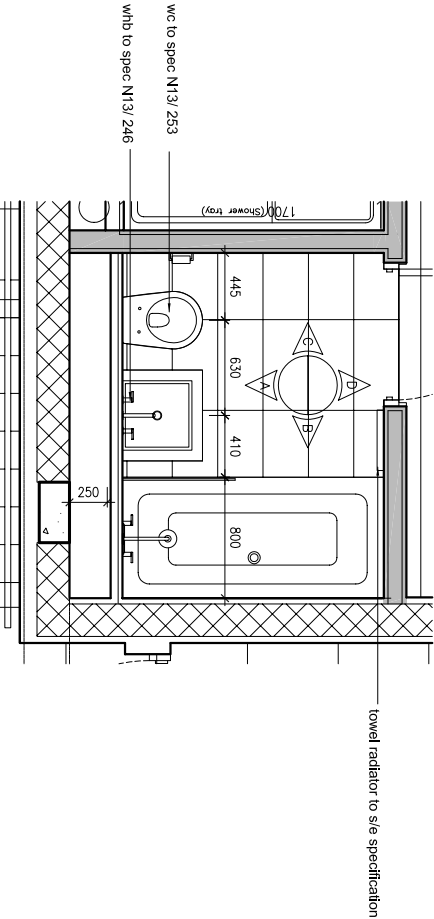
ELEVATION A



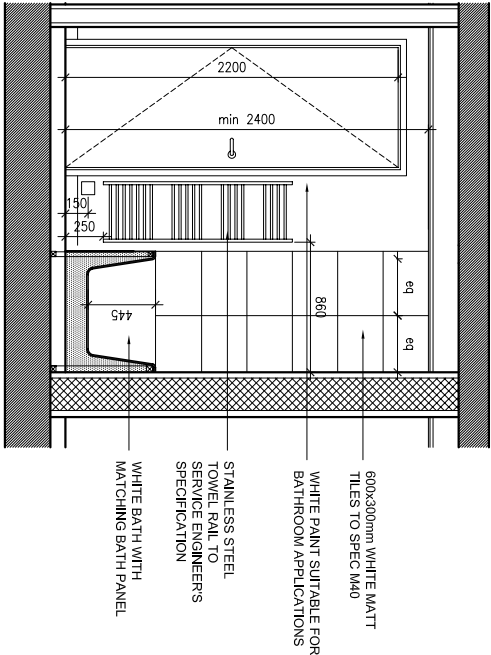
ELEVATION B



ELEVATION C



PLAN



ELEVATION D

NOTE:

Indicative layouts only.
Contractor to fully meet requirements set out in specification.

E	Bath added in lieu of shower tray.	18.12.2008	TS	CL
D	Shower tray and enclosure details updated.	10.12.2008	TS	CL
C	Tiles arrangement revised. Siding out drins added.	6.11.2008	AP	CL
B	Wall tiling into revised.	21.10.2008	AP	CL
A	FOR CONSTRUCTION - walls detailed, notes added & amended, drins added	04.06.2008	SS	CL
I	ISSUED FOR TENDER	19.10.2007	AP	CM
Rev	Notes	dd/mm/yyyy	By	Issue

FOR CONSTRUCTION
Do not scale from this drawing. Check all dimensions and cross on site.

darling
associates

Greenleaf House, 18 Francis Street, London, SW1P 1DT
T: 020 7630 0500 F: 020 7630 9059 E: mail@darlingassociates.net

- Project:
- 210 Pentonville Road
 - London

- Title:
- Bathroom 1 Elevations
 - Flat Type E

Project No:	Drawing No:	Revision:
6007	(22)79	E
Scale:	1/25 @ A1	1/50 @ A3
Date:	2007.08.30	Drawn: AP
		Issue: MP