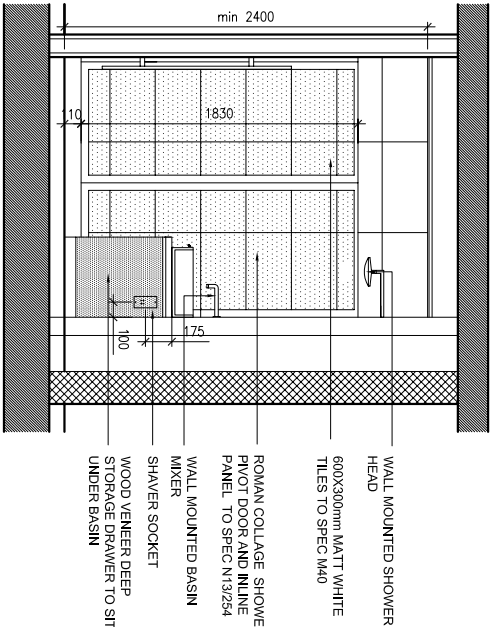
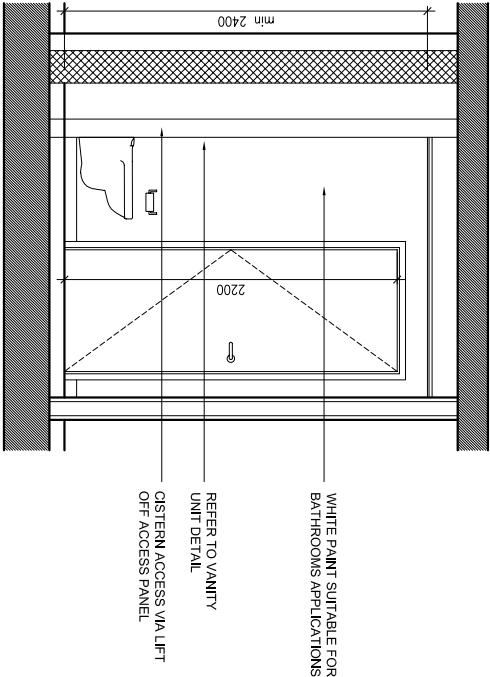


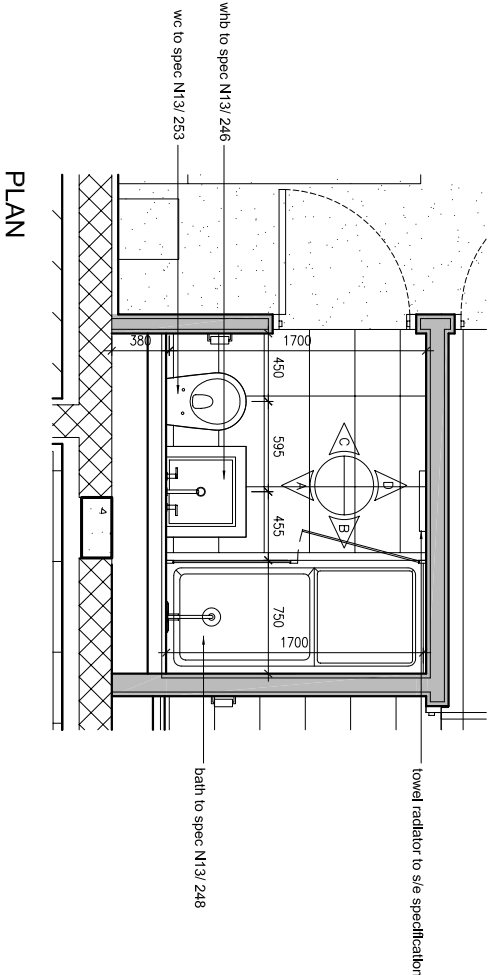
ELEVATION A



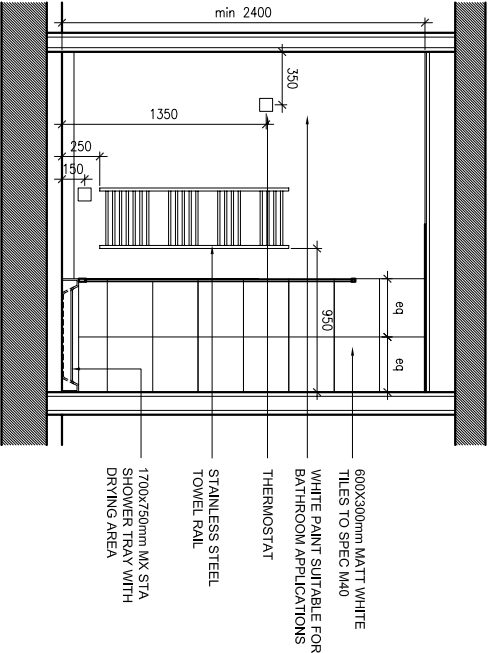
ELEVATION B



ELEVATION C



PLAN



ELEVATION D

NOTE:

Indicative layouts only.  
Contractor to fully meet requirements set out in specification.

Rev	Notes	Issued For	By	Issue
E	Access panel shown.	19.01.2009	AP	CL
D	Shower tray added in lieu of bath.	18.12.2008	TB	CL
C	Tiles arrangement revised. Setting out dims added.	6.11.2008	AP	CL
B	Wall behind the w/c revised. Mirror revised.	21.10.2008	AP	CL
A	FOR CONSTRUCTION- bath added, notes added. Karmendel, walls detailed, dims added	04.06.2008	SS	CL
I	ISSUED FOR TENDER	19.10.2007	AP	CM

FOR CONSTRUCTION
------------------

Do not scale from this drawing. Check all dimensions and cross on site.

**darling**  
associates

Greenleaf House, 18 Francis Street, London, SW1P 1TH  
T: 020 7630 0500 F: 020 7630 9059 E: mail@darlingassociates.net

- Project:
- 210 Pentonville Road
  - London

- Title:
- Bathroom 2 Elevations
  - Flat Type E

Project No:	Drawing No:	Revision:
6007	(22)80	E
Scale:	1/25 @ A1	1/50 @ A3
Date: 2007.08.30	Drawn: AP	Issue: MP