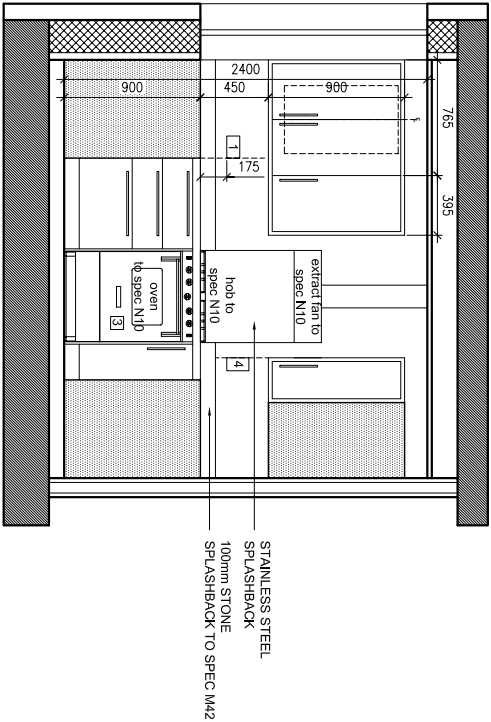
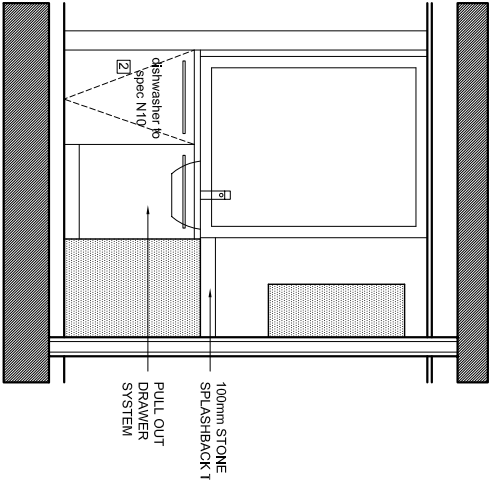


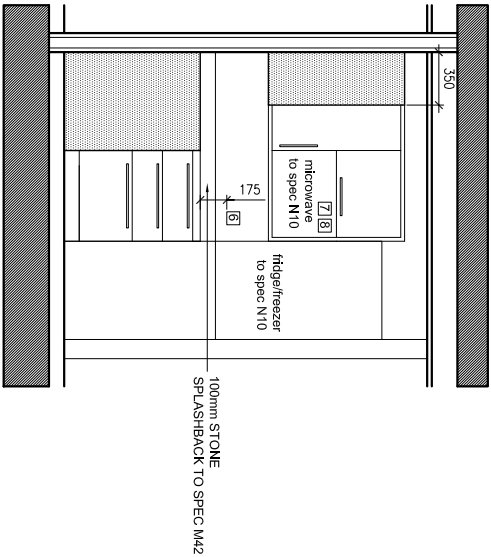
DESIGN INTENT



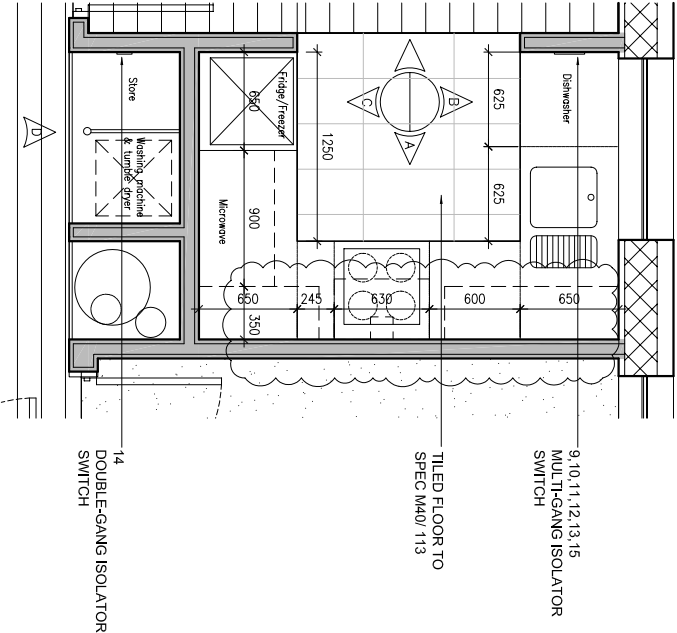
ELEVATION A



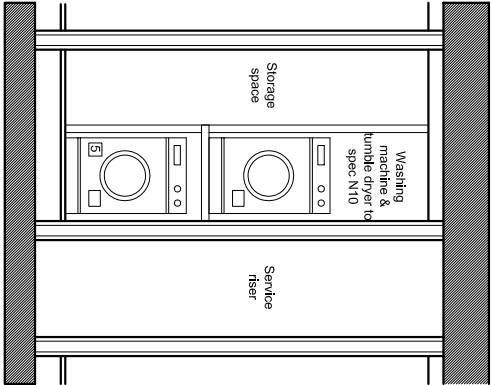
ELEVATION B



ELEVATION C



PLAN



ELEVATION D

KEY:

1. 2 gang switched socket outlet
2. 1 gang unswitched socket outlet for dishwasher
3. cooker connection unit
4. cooker switch
5. 2 gang unswitched socket outlet for washing machine & tumble dryer
6. 2 gang switched socket outlet
7. 1 gang unswitched socket outlet for microwave
8. 1 gang unswitched socket outlet for isolater switches:
9. for microwave
10. for fridge
11. for cooker hood
12. for gas hob igniter
13. for dishwasher
14. for washing machine
15. for boiler control

NOTE:

Indicative layouts only.
Contractor to fully meet requirements set out in specification N10.

Rev	Notes	Date	By	Issue
H	Draws revised.	22.01.2008	AP	CL
G	Draws shown.	16.01.2008	AP	CL
F	Kitchen & stone layout revised.	18.12.2008	TB	CL
E	Boiler location added.	3.11.2008	AP	CL
D	switches revised, wall tiles removed, stone splashback added.	17.08.2008	AP	CL
C	sockets and switches added.	06.06.2008	AP	CL
B	FOR CONSTRUCTION- walls detailed, notes added	04.06.2008	SS	CL
A	Kitchen layout revised	23.10.2007	AP	CM
/	ISSUED FOR TENDER	19.10.2007	AP	CM

FOR CONSTRUCTION

Do not scale from this drawing. Check all dimensions and areas on site

darling
associates

Grange Court House 15 Francis Street London SW1P 1DP
T: 020 7530 0500 F: 020 7530 9059 E: mail@darlingassociates.net

- Project:
- 210 Pentonville Road
 - London

Title:

- Kitchen Elevations
- Flat Type E

Project No:	Drawing No:	Revision:
• 6007	• (22)78	• H
Scale: 1/25 @ A1	1/50 @ A3	CUO File No: K/6007/Current/End/22)
Date: 2007.08.30	Drawn: AP	Issue: MP

This drawing is the copyright of darling associates