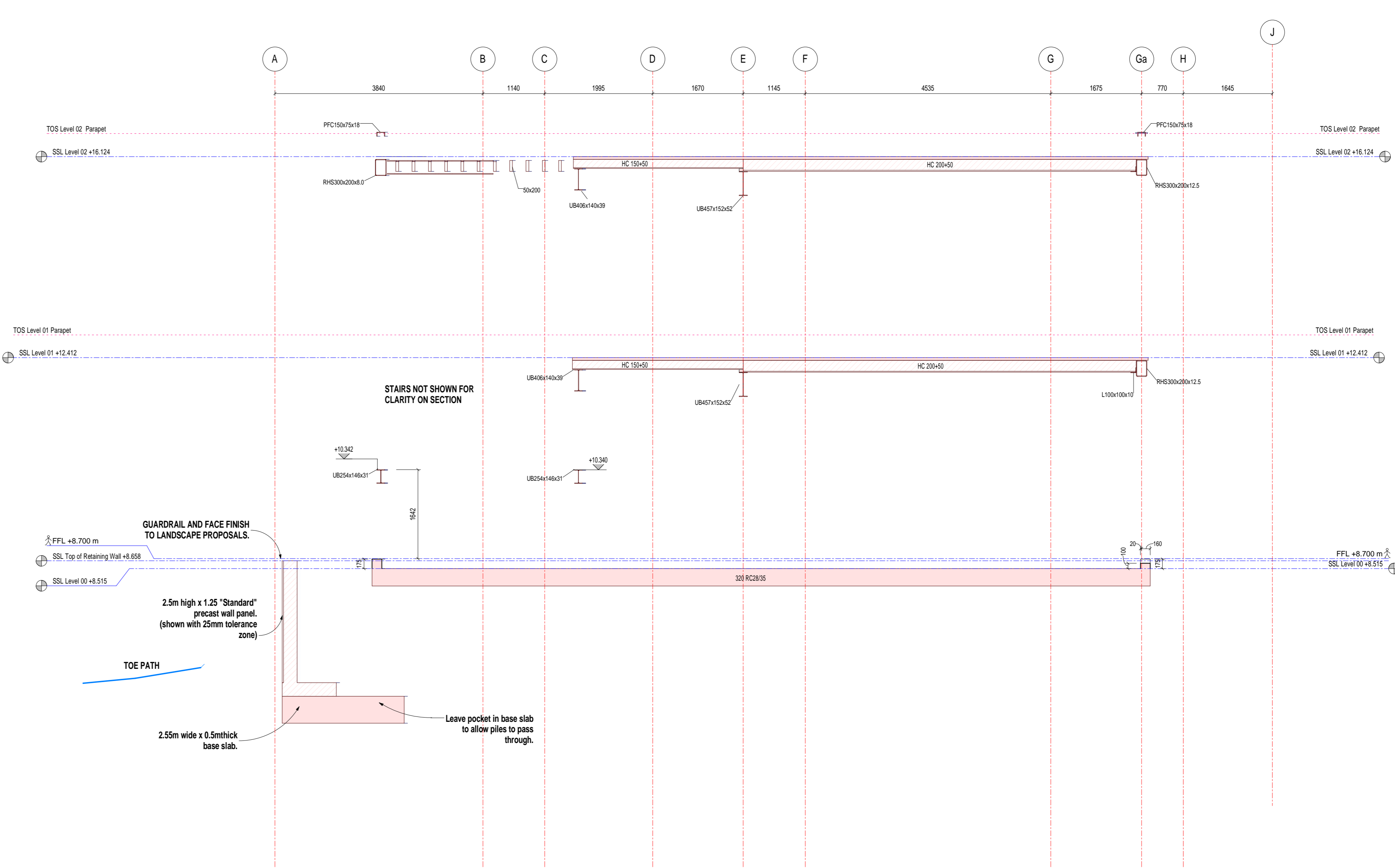
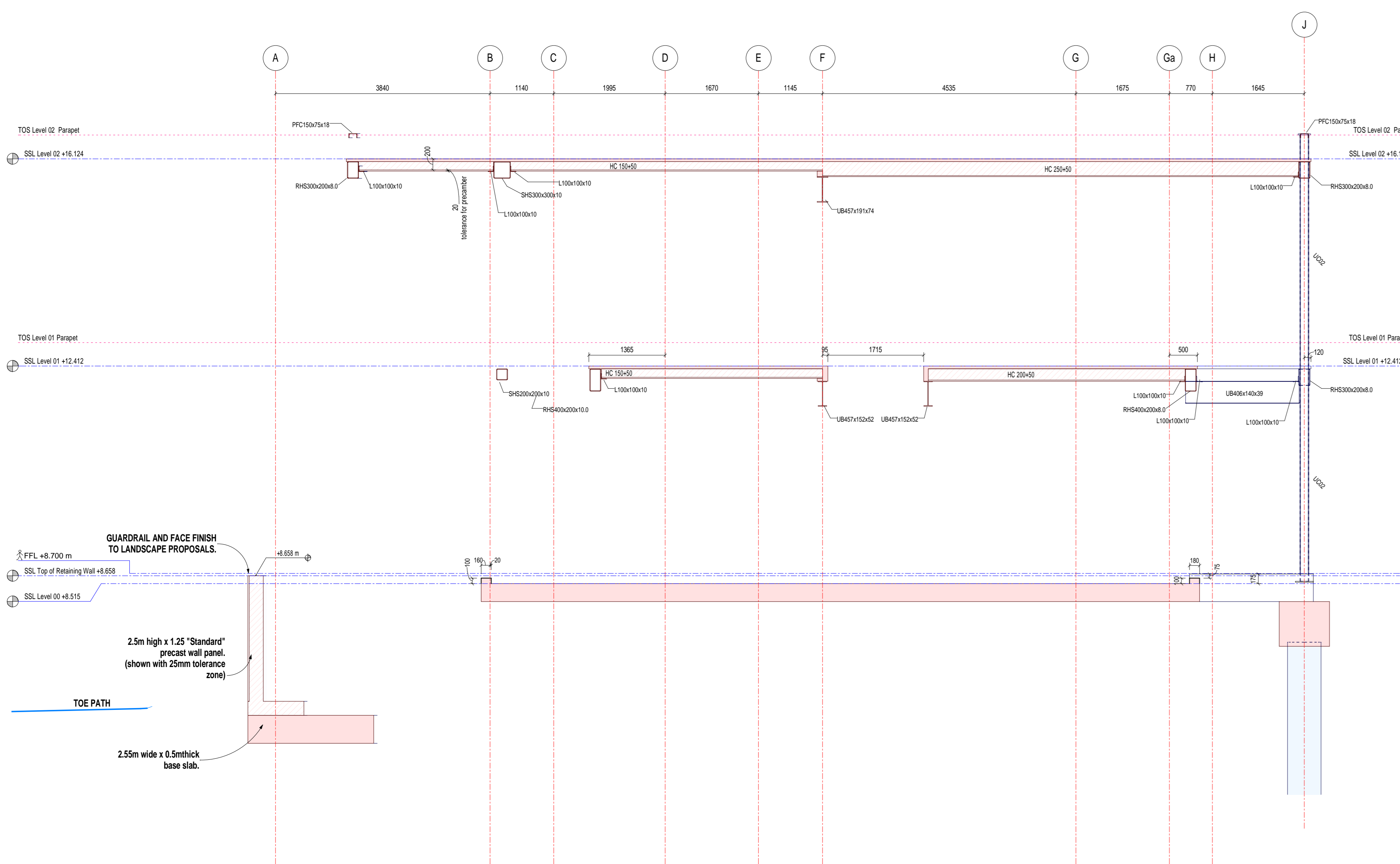


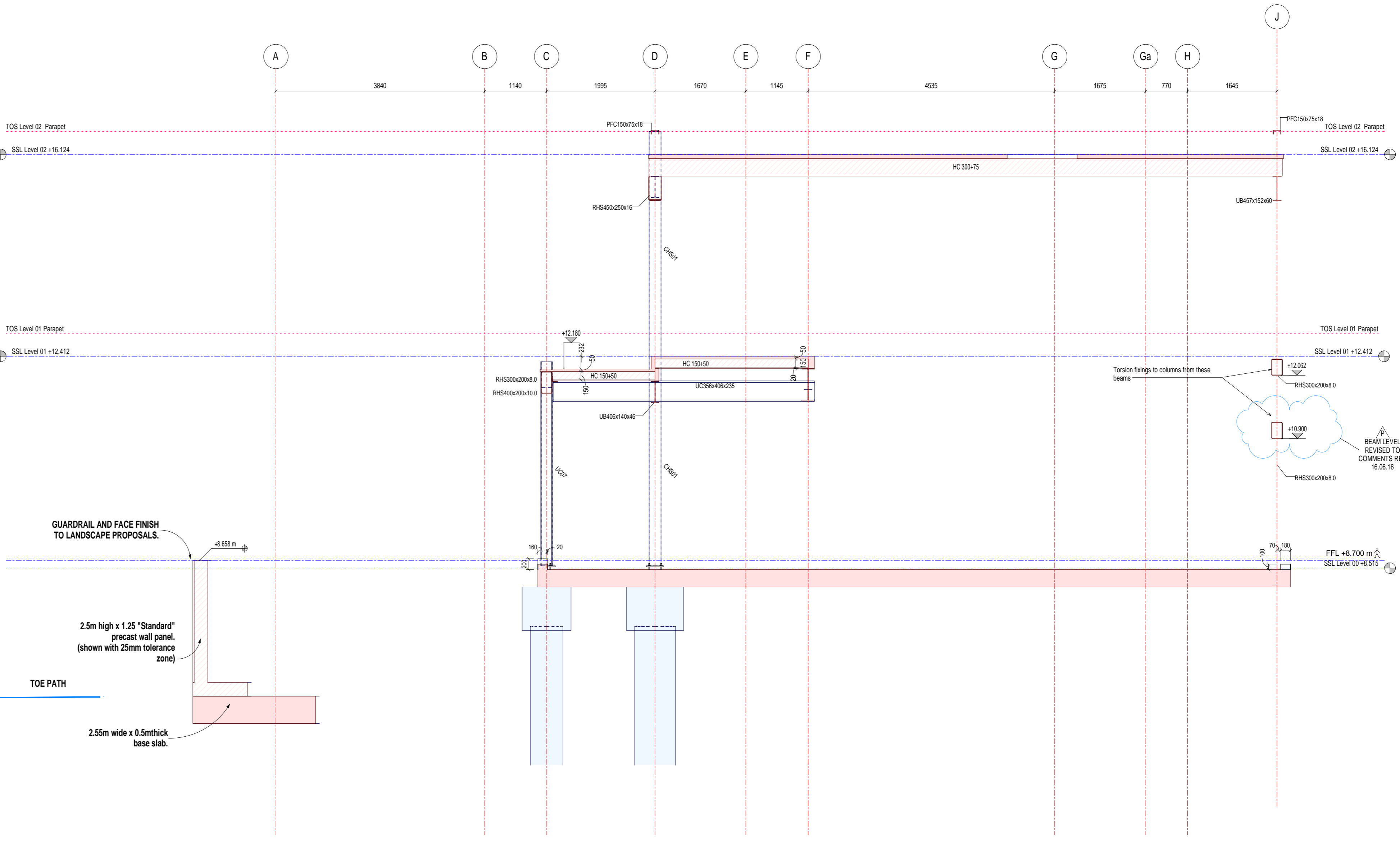
1 Cross section grid 11
GA111000 1 : 50



2 Cross section grid 10
GA111000 1 : 50



3 Cross section grid 08
GA111000 1 : 50



4 Cross section grid 06
GA111000 1 : 50

PRE-CAST RETAINING WALL NOTES:

THE RETAINING WALL LAYOUT SHOWN IS BASED ON FABRIK DRAWING D2361.610 SETTING OUT PLAN-A 11.02.2016. THIS DRAWING DOES NOT REQUIRE RETAINING WALLS FOR THE NEW MUGA.

PRECAST CONCRETE RETAINING WALL:

TYPE 1 BASED ON HANSON STANDARD ELEMENTS 2.5mX1.25m (OR SIM APPROVED) ON 2.55m WIDE, 500mm THICK RC BASE SLAB (REFER TO SECTIONS). NOTE THAT TOP LEVEL OF WALL MAY REDUCE FROM +6.7m TO ALLOW PAVING SLABS TO RUN OVER THE CONCRETE - DECISION PENDING.

REBAR ESTIMATE IN BASE SLAB = 130KG/M3.

DESIGN SURCHARGE = 10KN/m2. (ALTHOUGH REFER TO NOTES ON PLAN ABOUT PILING LOADS).

(NOTE: SITE ACTIVITIES SHOULD AIM TO STAY BELOW THIS VALUE BUT SEE NOTE ON PILING).

TYPE 2 BASED ON HANSON STANDARD ELEMENTS 1.5mX0.75m (OR SIM APPROVED) ON 1.25m WIDE, 300mm THICK RC BASE SLAB. JOINTS IN TYPE 2 WALLS TO BE GROUTED TO PREVENT THE PASSAGE OF WATER.

TYPE 3 BASED ON HANSON STANDARD ELEMENTS 2.0mX1.0m (OR SIM APPROVED) ON 2.0m WIDE, 300mm THICK RC BASE SLAB.

THE BASE SLABS AND RETAINING WALL DESIGN ARE TO BE CONFIRMED WITH THE SITE INVESTIGATION REPORT ONCE AVAILABLE.

NOTE THAT WHERE PILES INTERSECT WITH RETAINING WALL BASES, POCKETS TO BE LEFT TO ALLOW PILES TO PASS THROUGH.

Refer to TER-SCH-100000 for detailed notes, sheet & view list.

P	REVISED TO P&P COMMENTS - LOWER PILES GRIDS 1 & J. BEAMS & OPENINGS AS CLOUDED	17.06.16	TER
O	FULLY REVISED - BUILDERS WORK & SLAB ROSES AT ALL LEVELS REVISED TO INFO RECEIVED	02.06.16	TER
N	2500x1500 LUN STEEL WORK FOR STAIRS REVISED. STAIRS ADDED. TIMBER TO STAIR ROOF ADDED	13.05.16	TER
M	COLUMN REMOVED AT KITCHEN HATCH. BEAM RE-SIZED. PILES UPDATED. BUILDERS WORK PENETRATIONS THROUGH BEAMS ADDED. RETAINING WALL DESIGN UPDATED TO PILING INFO DATA - REFER TO NOTE ON TER-GA-211001 FOR FURTHER IMPORTANT DETAILS.	13.04.16	TER
Rev	Description	Date	Issued by

Balfour Beatty

KEY PLAN

ORIGINATOR

Consulting Engineers Ingénieurs Conseils

11 rue Heinrich
Boulogne Billancourt
France
E: +33 1 46 21 07 46
paris@terrelgroup.net

Arthur's Mission
30 Snowfields
London SE1 3SL
E: +44 207 403 6111
london@terrelgroup.net

DRAWING TITLE

**2589 DRET PRIMARY SCHOOL
GENERAL SECTIONS SHT 1**

Designed by	DJC	Name	Signature	Date
Drawn by	CMR			17.06.16
Checked	JAP			17.06.16
Approved	DJC			17.06.16

SCALE (A0)

A0@ 1 : 50

FILENAME
SEC111001

START DATE

SEPT 2015

PROPOSED STATUS

FOR REVIEW

Drawing ID

**DSP-TER-00-ZZ-DE-S-111001
SEC**

Terrell DocType:

REV
P