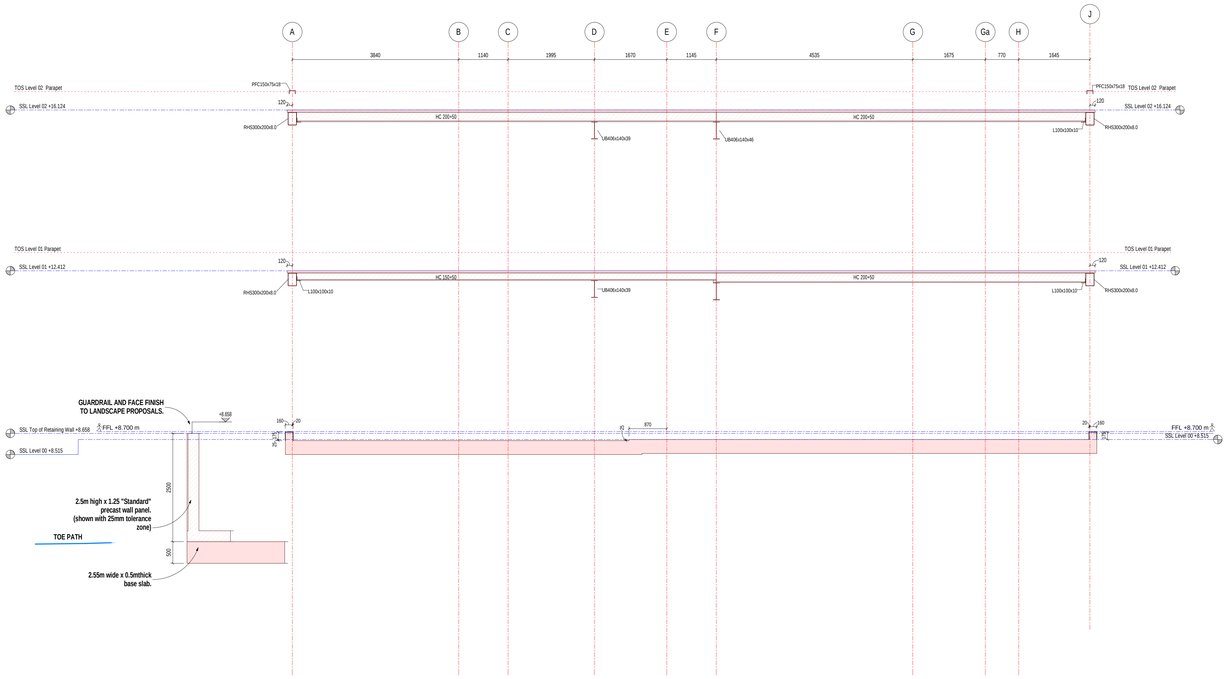

1 GA111000 Cross section grid 05
1 : 50

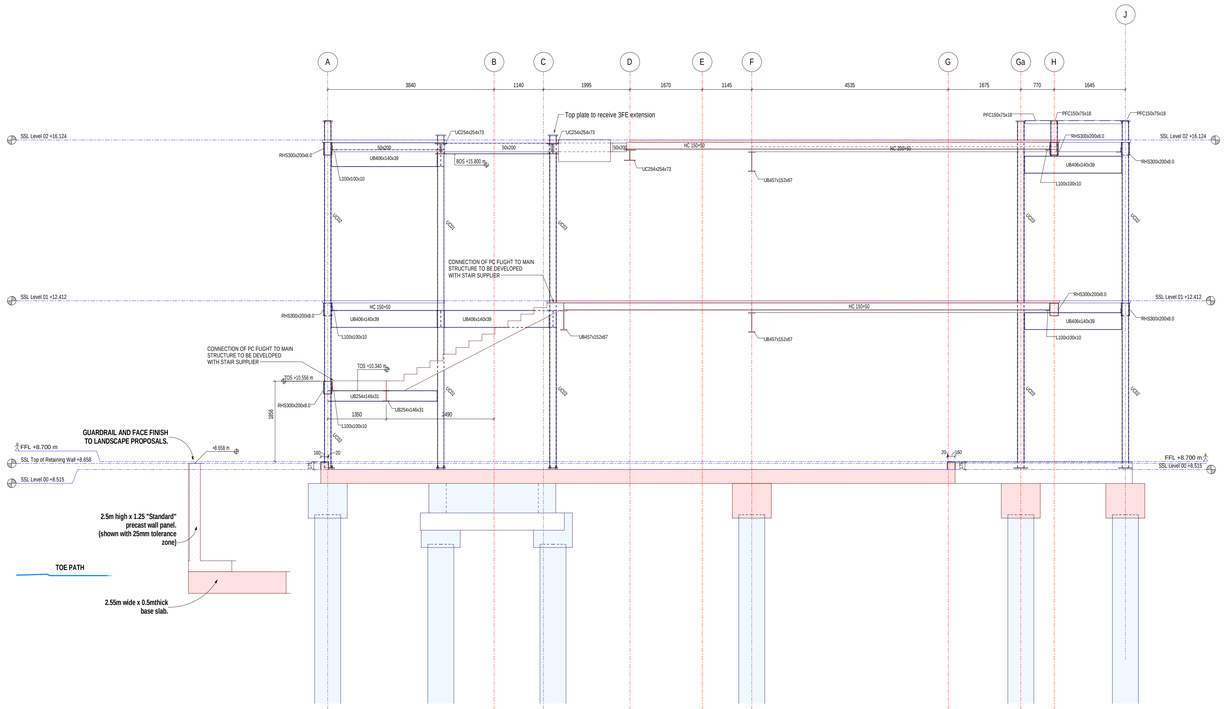

2 GA111000 Cross section grid 04
1 : 50

PRE-CAST RETAINING WALL NOTES:

THE RETAINING WALL LAYOUT SHOWN IS BASED ON FABRIK DRAWING D2361 L610 SETTING OUT PLAN-A 11.02.2016. THIS DRAWING DOES NOT REQUIRE RETAINING WALLS FOR THE NEW MUGA.

PRECAST CONCRETE RETAINING WALL:

TYPE 1 BASED ON HANSON STANDARD ELEMENTS 2.5mX1.25m (OR SIM APPROVED) ON 2.55M WIDE, 500mm THICK RC BASE SLAB (REFER TO SECTIONS). NOTE THAT TOP LEVEL OF WALL MAY REDUCE FROM +8.7m TO ALLOW PAVING SLABS TO RUN OVER THE CONCRETE - DECISION PENDING.

REBAR ESTIMATE IN BASE SLAB = 130kG/M3.

DESIGN SURCHARGE = 10kN/m2. (ALTHOUGH REFER TO NOTES ON PLAN ABOUT PILING LOADS).

(NOTE: SITE ACTIVITIES SHOULD AIM TO STAY BELOW THIS VALUE BUT SEE NOTE ON PILING).

TYPE 2 BASED ON HANSON STANDARD ELEMENTS 1.5MX0.75M (OR SIM. APPROVED) ON 1.25M WIDE, 300mm THICK RC BASE SLAB. JOINTS IN TYPE 2 WALLS TO BE GROUTED TO PREVENT THE PASSAGE OF WATER.

TYPE 3 BASED ON HANSON STANDARD ELEMENTS 2.0MX1.0M (OR SIM. APPROVED) ON 2.0M WIDE, 300mm THICK RC BASE SLAB.

THE BASE SLABS AND RETAINGING WALL DESIGN ARE TO BE CONFIRMED WITH THE SITE INVESTIGATION REPORT ONCE AVAILABLE.

NOTE THAT WHERE PILES INTERSECT WITH RETAINING WALL BASES, POCKETS TO BE LEFT TO ALLOW PILES TO PASS THROUGH.

Refer to TER-SCH-100000 for detailed notes, sheet & view list.

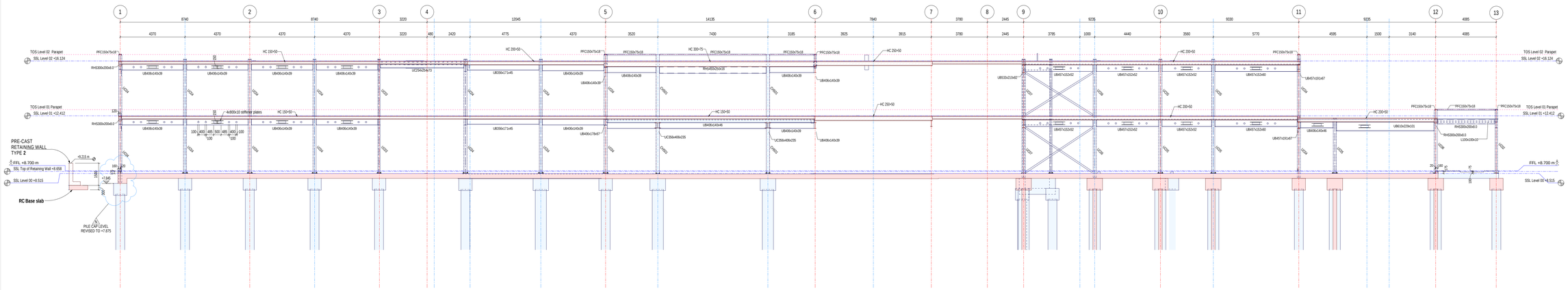

3 GA111000 Long section grid B1
1 : 100

Rev	Description	Date	Issued by
N	REVISED TO P&P COMMENTS - LOWER PILES GRIDS 1 & J, BEAMS & OPENINGS AS CLOUDED	17.06.16	TER
M	FULLY REVISED - BUILDERS WORK & SLAB EDGES AT ALL LEVELS REVISED TO INFO RECEIVED 25.05.16, U01 STEEL WORK FOR STAIR REVISED, STAIRS ADDED, TIMBER TO STAIR ROOF ADDED	02.06.16	TER
L	COLUMN REMOVED AT KITCHEN HATCH, BEAM RE-SIZED, PILES UPDATED, BUILDERS WORK PENETRATIONS THROUGH BEAMS ADDED. RETAINGIN WALL DESIGN UPDATED TO PILING RIG DATA - REFER TO NOTE ON TER-GA-211001 FOR FURTHER IMPORTANT DETAILS.	13.05.16	TER
K	FORMAL ISSUE OF UPDATES FROM DTW OF 08.04.2016 AND EMAILED INFO FOR STAIRS AND LIFTS 13.04.2016. PILE LOADS UPDATED TO REVISED SCHEME FROM DTW 08.04.16	13.04.16	TER

Balfour Beatty

KEY PLAN

ORIGINATOR

Consulting Engineers Ingénieurs Conseils

TERRELL

11 rue Heinrich
Boulogne Billancourt
France
t: +33 1 46 21 07 46
paris@terrellgroup.net

Arthur's Mission
30 Snowsfields
London SE1 3SU
t: +44 207 403 6111
london@terrellgroup.net

DRAWING TITLE

2589 DRET PRIMARY SCHOOL
GENERAL SECTIONS SHT 2

	Name	Signature	Date
Designed by	DJC		17.06.16
Drawn by	CMR		17.06.16
Checked	JAP		17.06.16
Approved	DJC		17.06.16

SCALE (A0)	FILENAME
A0@As indicated	SEC111002
START DATE	PROPOSED STATUS
NOV 2015	FOR REVIEW

Drawing ID

DSP-TER-00-ZZ-DE-S-111002

Terrell DocType: SEC

REV N

LiveDocs Controlled Publication from REVIT @ 17/06/2016 09:27:10