



Window Schedule EWS 06 A					
NBSTypeID	Mark	Width	Height	Window Restrictor	Corner
EWS 06 A	A.W00.88	2228	3440	No	Yes
EWS 06 A	A.W00.80	2029	3440	No	Yes
EWS 06 A	A.W00.21	2741	3440	No	
EWS 06 A	A.W00.18	2004	3440	No	
EWS 06 A	A.W00.15	2743	3440	No	
EWS 06 A	A.W00.14	2743	3440	No	
EWS 06 A	A.W00.13	2003	3440	No	
EWS 06 A	A.W00.17	2743	3440	No	
EWS 06 A	A.W00.12	2003	3440	No	
EWS 06 A	A.W00.11	2744	3440	No	
EWS 06 A	A.W00.09	2003	3440	No	
EWS 06 A	A.W00.08	2003	3440	No	
EWS 06 A	A.W00.07	2004	3440	No	
EWS 06 A	A.W00.06	1768	3440	No	
EWS 06 A	A.W00.05	912	3440	No	
EWS 06 A	A.W00.01	3918	3415	No	
EWS 06 A	A.W00.03	2444	3440	No	
EWS 06 A	A.W00.02	2439	3440	No	
EWS 06 A	A.W00.16	2743	3440	No	
EWS 06 A	A.W00.10	2743	3440	No	
EWS 06 A	A.W00.20	2739	3440	No	
EWS 06 A	A.W00.19	1977	3440	No	
EWS 06 A	A.W04.842	1999	3415	No	
EWS 06 A	A.W04.843	1999	3415	No	
EWS 06 A	A.W04.844	1772	3440	No	
EWS 06 A	A.W04.845	1772	3440	No	
Grand total: 26					



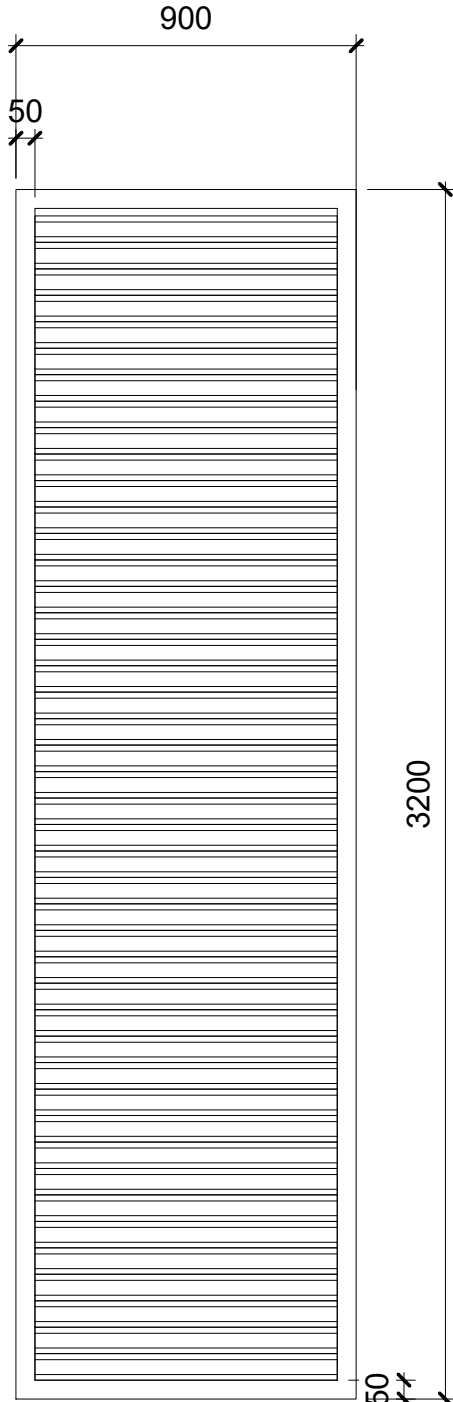
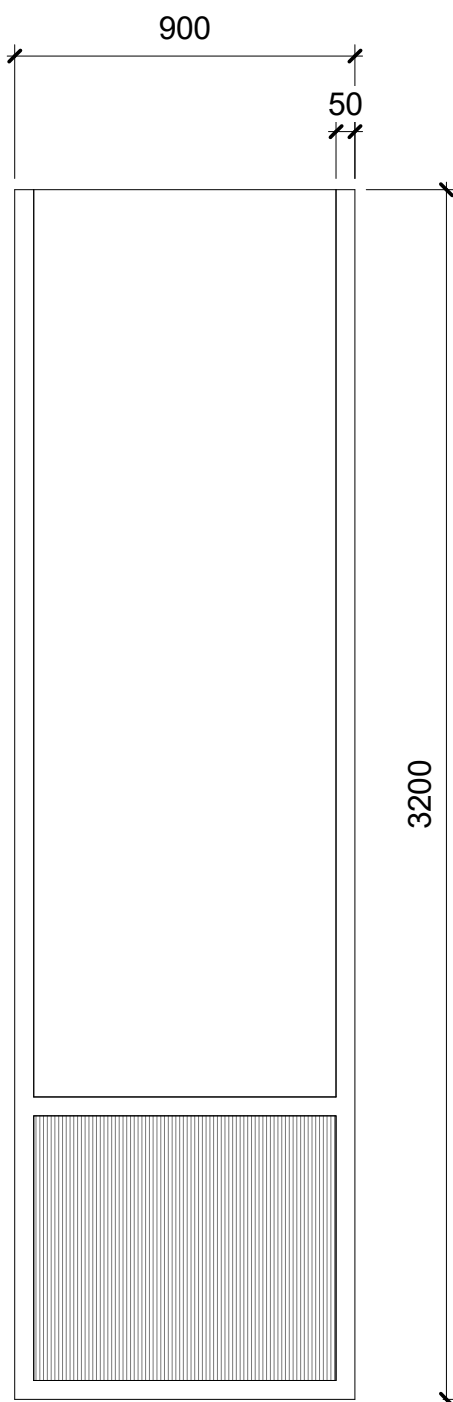
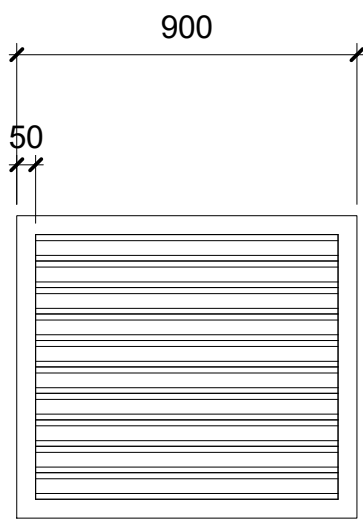

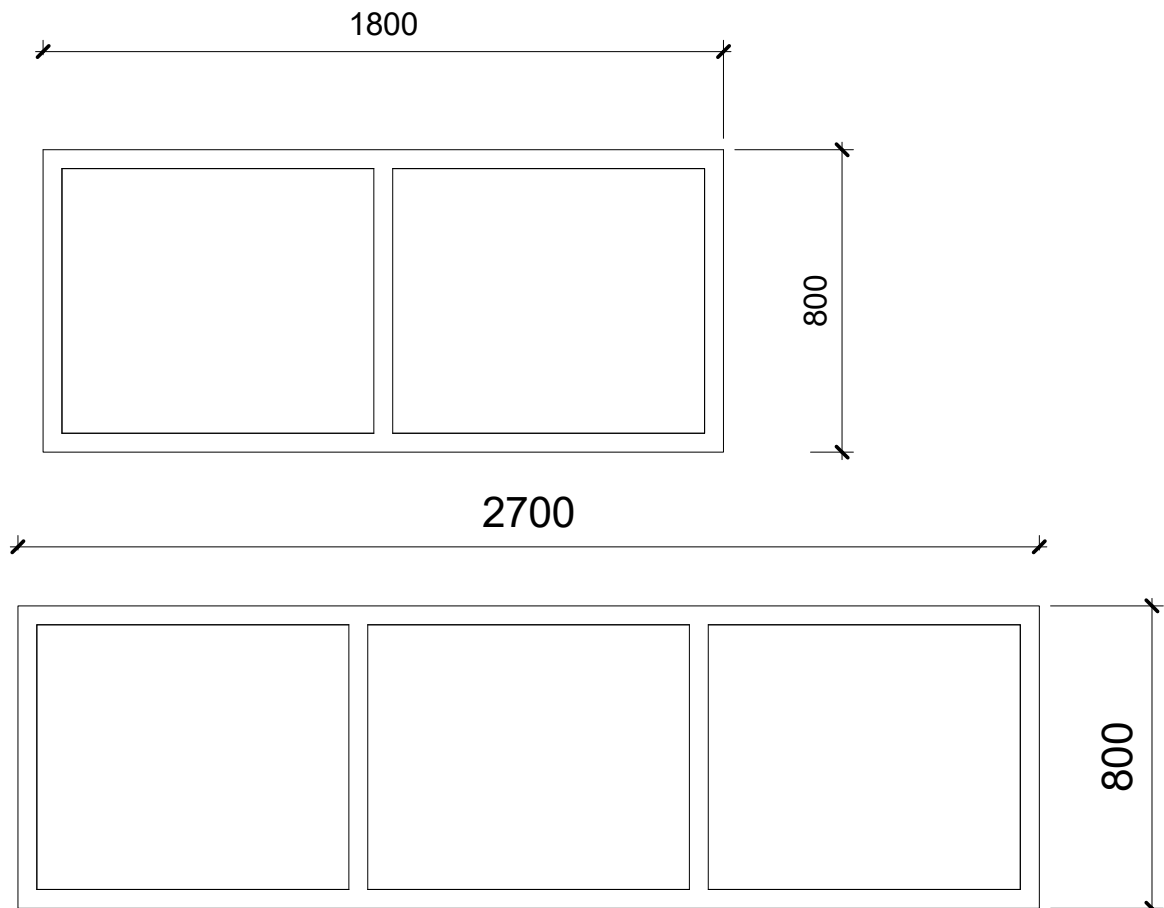
1 EWS 06 A 1 : 20

Window Schedule EWS 06 B					
NBSTypeID	Mark	Width	Height	Window Restrictor	Sash Window
EWS 06 B	A.W00.075	1832	2868	No	
EWS 06 B	A.W00.073	2000	2868	No	
EWS 06 B	A.W00.072	1828	2868	No	
EWS 06 B	A.W00.906	1800	800	No	
EWS 06 B	A.W00.888	1914	4000	No	
EWS 06 B	A.W00.830	1914	4000	No	
EWS 06 B	A.W00.883	1541	4000	No	
EWS 06 B	A.W00.907	1794	4000	No	
EWS 06 B	A.W00.906	1250	800	No	
EWS 06 B	A.W00.780	725	802	No	
EWS 06 B	A.W00.781	725	802	No	
EWS 06 B	A.W00.788	653	3998	No	
EWS 06 B	A.W00.812	915	800	No	
EWS 06 B	A.W00.815	975	800	No	
EWS 06 B	A.W00.814	1288	800	No	
EWS 06 B	A.W00.786	1050	802	No	
EWS 06 B	A.W00.810	915	3200	No	
EWS 06 B	A.W00.811	975	3200	No	
EWS 06 B	A.W00.775	1050	3198	No	
EWS 06 B	A.W00.905	769	4000	No	
EWS 06 B	A.W00.908	900	3200	No	
EWS 06 B	A.W00.786	657	4000	No	
EWS 06 B	A.W00.766	900	3200	No	
EWS 06 B	A.W00.904	900	3200	No	
EWS 06 B	A.W00.1006	900	3200	No	
EWS 06 B	A.W00.761	1323	4000	No	Yes
EWS 06 B	A.W00.881	1063	4000	No	Yes
EWS 06 B	A.W00.787	2713	4000	No	
EWS 06 B	A.W00.906	2700	4000	No	
EWS 06 B	A.W00.903	2700	800	No	
EWS 06 B	A.W00.900	2700	800	No	
EWS 06 B	A.W00.791	2700	800	No	
EWS 06 B	A.W00.1101	2700	800	No	
EWS 06 B	A.W00.828	2700	4000	No	
EWS 06 B	A.W00.831	2696	4000	No	
EWS 06 B	A.W00.832	2696	4000	No	
EWS 06 B	A.W00.833	2696	4000	No	
EWS 06 B	A.W00.834	2692	4000	No	
EWS 06 B	A.W00.835	2700	4000	No	
EWS 06 B	A.W00.836	2700	4000	No	
EWS 06 B	A.W00.837	2700	4000	No	
EWS 06 B	A.W00.903	2700	4000	No	
EWS 06 B	A.W00.760	2700	4000	No	



2 EWS 06 B 1 : 20

Window Schedule EWS 06 B					
NBSTypeID	Mark	Width	Height	Window Restrictor	Sash Window
EWS 06 B	A.W00.762	2700	4000	No	
EWS 06 B	A.W00.879	2700	4000	No	
EWS 06 B	A.W00.901	2700	4000	No	Yes
EWS 06 B	A.W00.902	2700	4000	No	Yes
EWS 06 B	A.W00.764	2700	4000	No	Yes
EWS 06 B	A.W00.909	2700	4000	No	Yes
EWS 06 B	A.W00.1100	2700	4000	No	Yes
EWS 06 B	A.W00.919	2500	4000	No	Yes
Grand total: 51					



KEY

1

EWS 06 A 1 : 20

2

EWS 06 B 1 : 20

REV	DATE	DESCRIPTION
T01	09/03/20	STAGE 4 ISSUE
T02	09/04/20	STAGE 4 ISSUE

CONSULTANTS	NOTE
CLIENT: CROSSTREE REAL ESTATE PARTNERS LLP	When this drawing is issued in uncontrolled CAD format it will be accompanied by a PDF version and is issued to enable the recipient to prepare their own documents / models / drawings for which they are solely responsible.
STRUCTURAL ENGINEER: HEYNE TILLET STEEL	The recipient should report all drawing errors, omissions and discrepancies to the architect. All dimensions should be checked on site by the contractor and such dimensions shall be the contractor's responsibility.
MECHANICAL ENGINEER: HURLEY PALMER FLATT	
PROJECT MANAGER: JACKSON COLES	
COST CONSULTANT: CORE FIVE LLP	
HOTEL ARCHITECT: DEXTER MOREN ASSOCIATES	
SUSTAINABILITY CONSULTANT: EIGHT ASSOCIATES	Alford Hall Monaghan Morris Limited accepts no responsibility or liability for:- - any use of this drawing by parties other than the party for whom it was prepared or for purposes other than those for which it was prepared - any alterations or additions to or discrepancies arising out of changes to the background information on which the drawings are based that was current at the time of issue, and which occur to that information after it has been issued by AHMM - any loss or degradation of the information held in this drawing resulting from the translation from the original file format to any other file format or from the recipient's reading of it in any other programme or any version of the programme other than that which was used to prepare it - the accuracy of survey information provided by others or for any costs, claims, proceedings and expenses arising out of reliance on such information - any scaling from this drawing other than by the local planning authority solely for the purposes of the planning application to which it relates
PLANNING CONSULTANT: DP9	
PROJECT MANAGER: JACKSON COLES	
ACOUSTIC CONSULTANT: HANN TUCKER	

ALLFORD HALL MONAGHAN MORRIS

ARCHITECTS Ltd  
MORELANDS, 5-23 OLD STREET LONDON EC1V 9HL  
TEL 020 7251 6261 FAX 020 7251 5123 WEB WWW.AHMM.CO.UK

job title

BERKELEY STREET

drawing title / location

WINDOW SCHEDULE 04

drawn by	checked	scale	status
MH	BB	1 : 20@A1	TENDER

project	zone	source	classification	drawing no.	revision
16014		A	(21)_914	T02	