
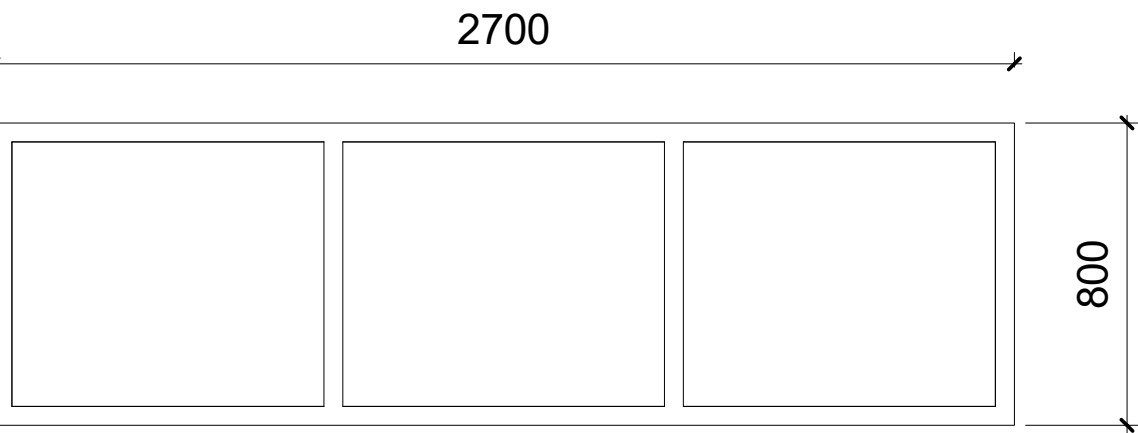
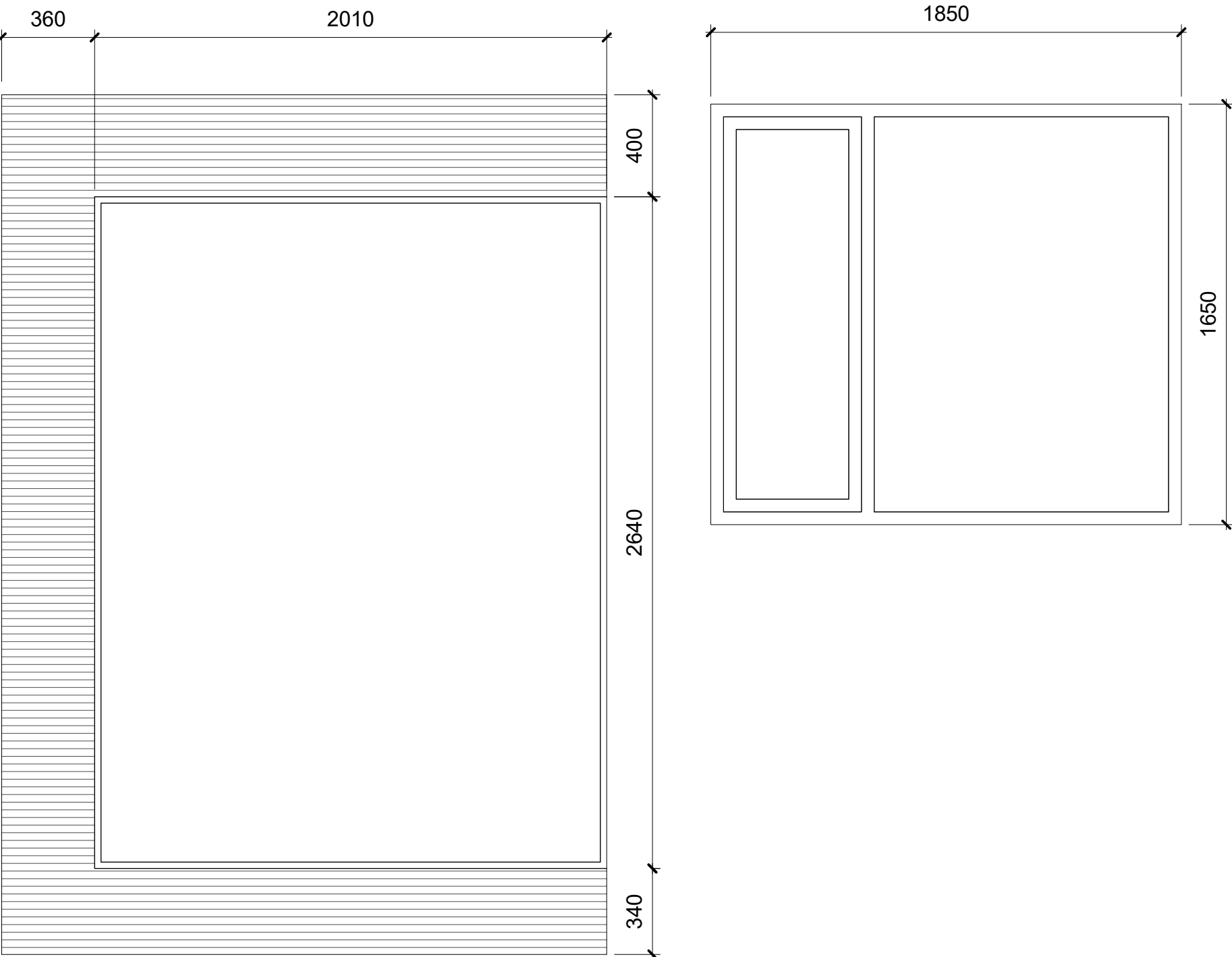


Window Schedule EWS 07				
NBTypeID	Mark	Width	Height	Sash Window
EWS 07	A.W04.731	0	0	
EWS 07	A.W01.110	2423	2785	
EWS 07	A.W01.113	2422	2785	
EWS 07	A.W02.201	2423	1515	
EWS 07	A.W02.200	2422	1515	
EWS 07	A.W00.1102	2684	803	
EWS 07	A.W00.1103	2684	803	
EWS 07	A.W00.1109	2684	803	
EWS 07	A.W00.1105	2684	803	
EWS 07	A.W02.1175	2684	3060	Yes
EWS 07	A.W02.1174	2684	3060	Yes
EWS 07	A.W02.1173	2684	3060	Yes
EWS 07	A.W02.1172	2684	3060	Yes
Grand total: 13				



Window Schedule EWS03D				
NBTypeID	Mark	Width	Height	Window Restrictor
EWS 03 D	A.W02.58	1845	1650	No
EWS 03 D	A.W06.39	1698	2008	No
EWS 03 D	A.W01.579	1845	1650	No
EWS 03 D	A.W05.717	1698	2008	No
Grand total: 4				



1 EWS 07 1 : 20

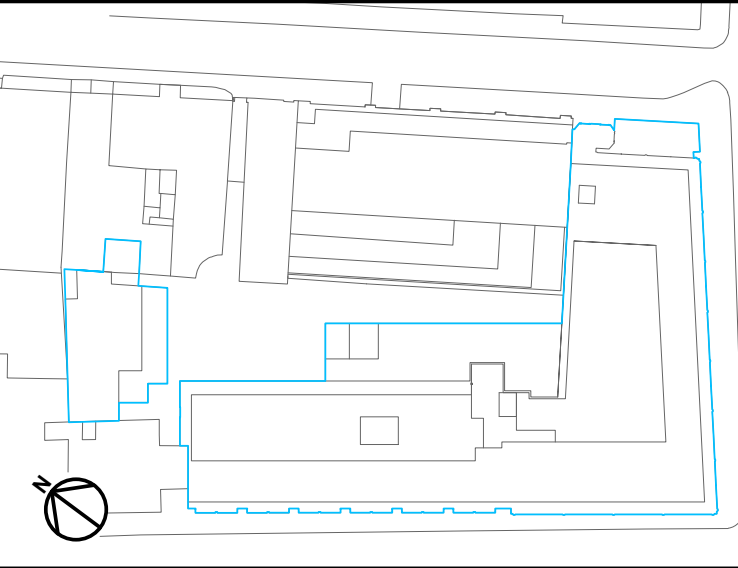
2 EWS 03 D 1 : 20

KEY		

REV	DATE	DESCRIPTION
T01	09/03/20	STAGE 4 ISSUE
T02	09/04/20	STAGE 4 ISSUE

CONSULTANTS	
CLIENT:	CROSTREE REAL ESTATE PARTNERS LLP
STRUCTURAL ENGINEER:	HEYNE TILLET STIEL
MECHANICAL ENGINEER:	HURLEY PALMER FLATT
PROJECT MANAGER:	JACKSON COLES
COST CONSULTANT:	CORE FIVE LLP
HOTEL ARCHITECT:	DEXTER MOREN ASSOCIATES
SUSTAINABILITY CONSULTANT:	EIGHT ASSOCIATES
PLANNING CONSULTANT:	DPS
PROJECT MANAGER:	JACKSON COLES
ACOUSTIC CONSULTANT:	HANN TUCKER

NOTE
When this drawing is issued in uncontrolled CAD format it will be accompanied by a PDF version and is issued to enable the recipient to prepare their own documents / models / drawings for which they are solely responsible. The recipient should report all drawing errors, omissions and discrepancies to the architect. All dimensions should be checked on site by the contractor and such dimensions shall be the contractor's responsibility.
Alford Hall Monaghan Morris Limited accepts no responsibility or liability for:- - any use of this drawing by parties other than the party for whom it was prepared or for purposes other than those for which it was prepared - any alterations or additions to or discrepancies arising out of changes to the background information on which the drawings are based that was current at the time of issue, and which occur to that information after it has been issued by AHMM - any loss or degradation of the information held in this drawing resulting from the translation from the original file format to any other file format or from the recipient's reading of it in any other programme or any version of the programme other than that which was used to prepare it - the accuracy of survey information provided by others or for any costs, claims, proceedings and expenses arising out of reliance on such information - any scaling from this drawing other than by the local planning authority solely for the purposes of the planning application to which it relates



ALLFORD HALL MONAGHAN MORRIS					
ARCHITECTS Ltd MORELANDS, 5-23 OLD STREET LONDON EC1V 9HL TEL 020 7251 6261 FAX 020 7251 5123 WEB WWW.AHMM.CO.UK					
job title BERKELEY STREET					
drawing title / location WINDOW SCHEDULE 05					
drawn by	checked	scale	status		
Author	Checker	1 : 20@A1	TENDER		
project	zone	source	classification	drawing no.	revision
16014		A	(21)_915	T02	