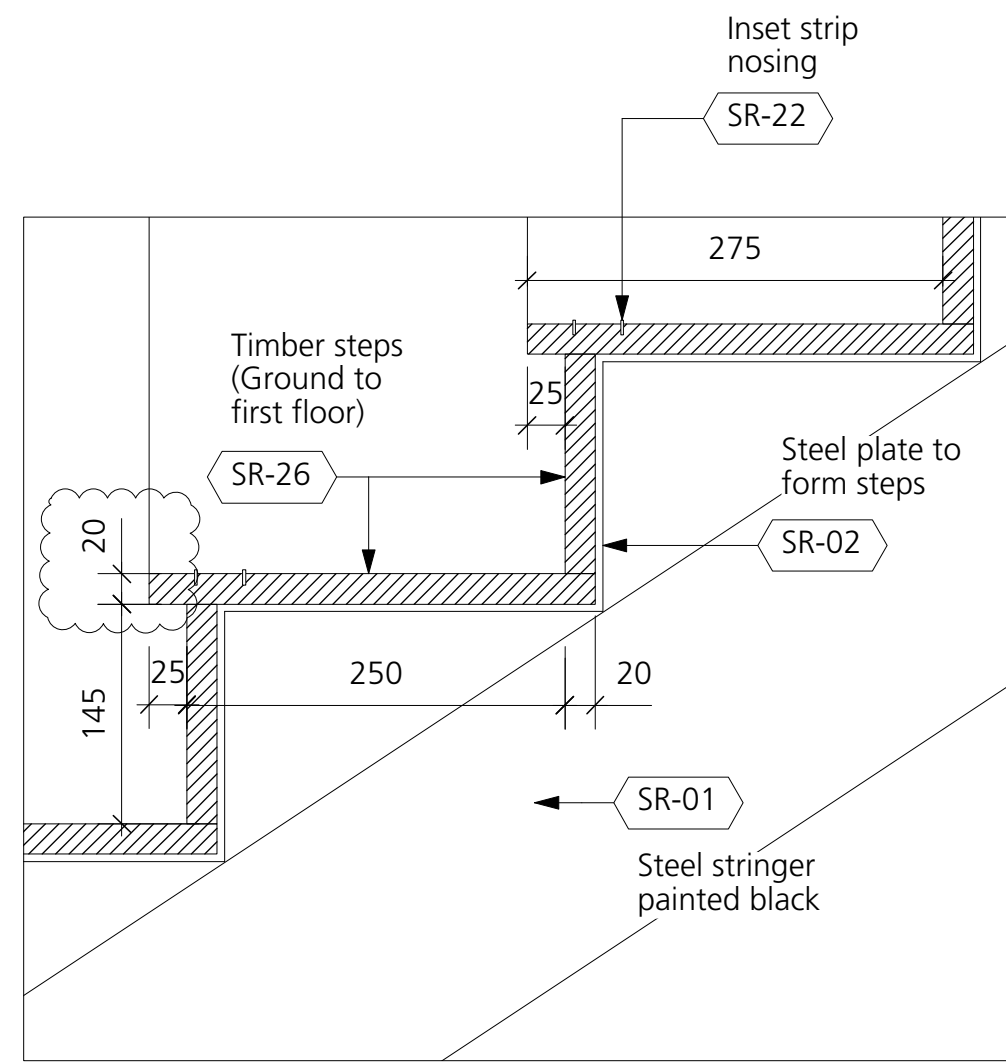
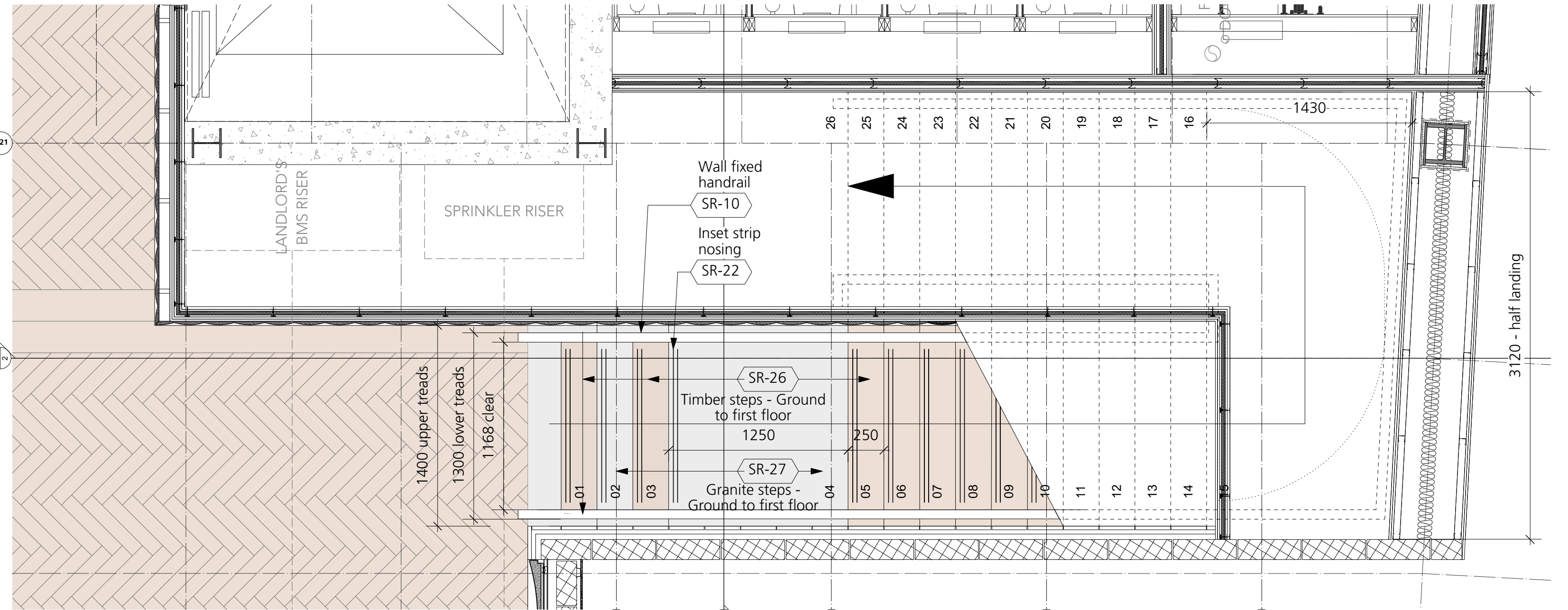


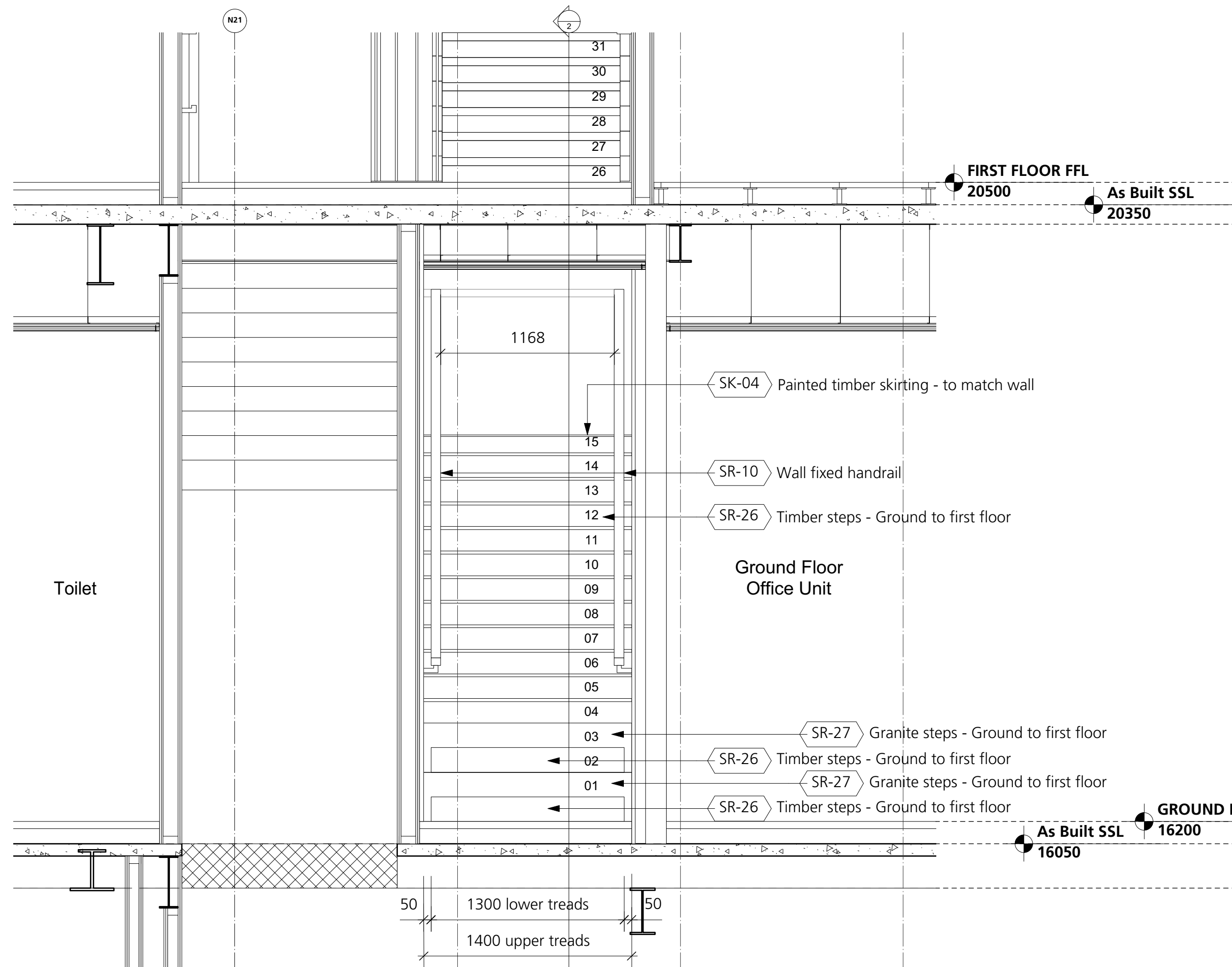
4 **DETAIL** Risers 01 to 04  
Scale: 1:5



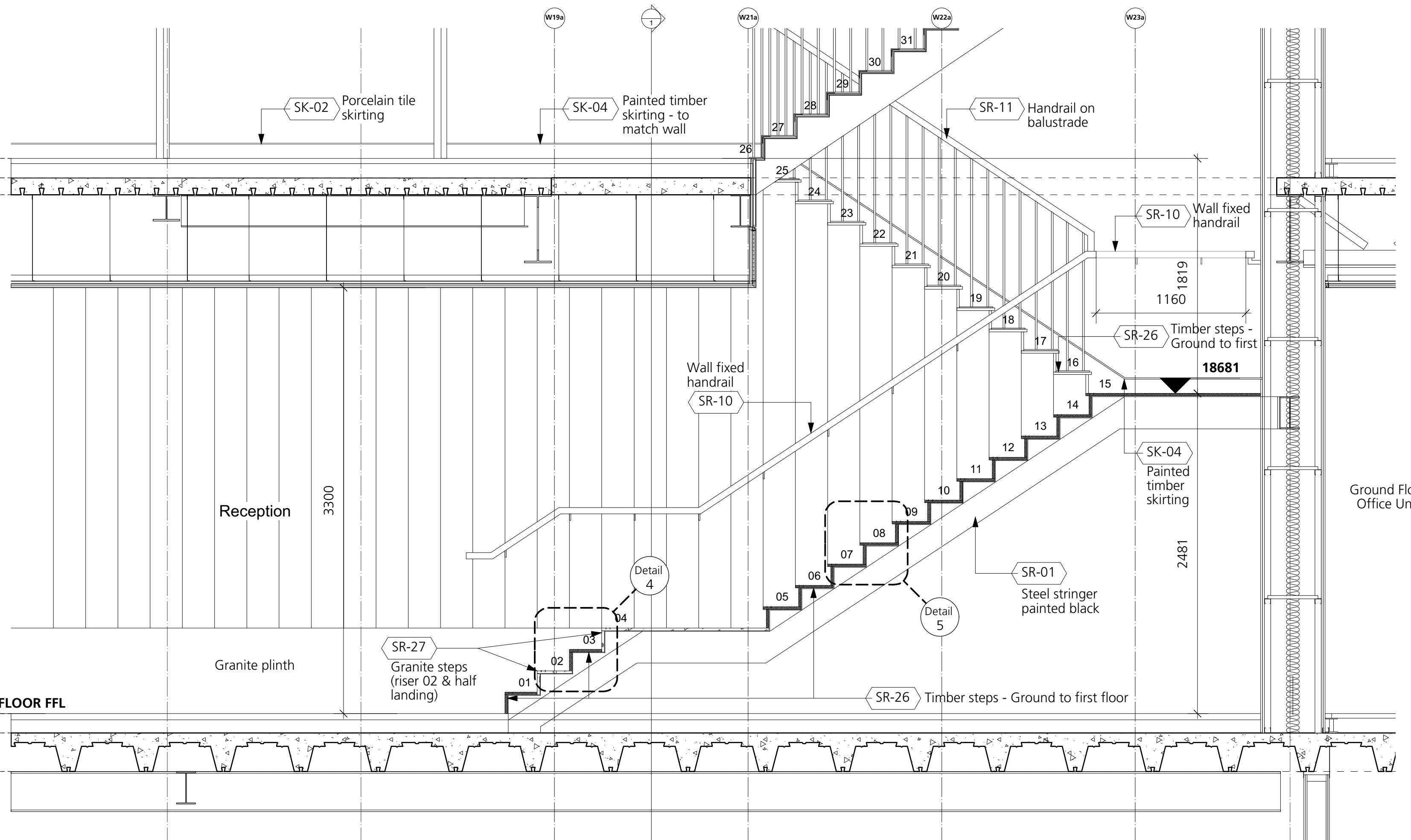
5 **DETAIL** Risers 05 to 25  
Scale: 1:5



1 **Main Staircase GROUND FLOOR - Plan**  
Scale: 1:25



2 **Main Staircase GROUND FLOOR - Section 1**  
Scale: 1:25



3 **Main Staircase GROUND FLOOR - Section 2**  
Scale: 1:25

**DRAWING NOTES:**  
All dimensions to be checked on site prior to commencement of any works, and/or preparation of any shop drawings.  
Sizes of and dimensions to any structural elements are indicative only. See structural engineers drawings for actual sizes/dimensions.  
Sizes of and dimensions to any service elements are indicative only. See service engineers drawings for actual sizes and dimensions.  
This drawing to be read in conjunction with all other Architect's drawings, specifications and other Consultants' information.  
All proprietary systems shown on this drawing are to be installed strictly in accordance with the Manufacturers/Suppliers recommended details.  
Any discrepancies between information shown on this drawing and any other contract information or manufacturers/suppliers recommendations is to be brought to the attention of the Architect.  
DO NOT SCALE FROM THIS DRAWING.

**DRAWING NOTES:**  
**Notes**  
SK-02.Porcelain tile skirting  
SK-04.Painted timber skirting  
SR-01.Steel stringer painted black  
SR-02.Metal plate to form steps  
SR-03.Steel spindle painted black  
SR-10.Wall fixed handrail

SR-11.Handrail on balustrade  
SR-21.Black anodised aluminium / rubber nosing  
SR-22.Inset strip nosing  
SR-26.Timber steps - Ground to first floor  
SR-27.Granite steps - Ground to first floor  
SR-28.Carpet to rise and going. Substrate to suppliers recommendation.

|        |                          |          |  |                          |  |                  |                     |
|--------|--------------------------|----------|--|--------------------------|--|------------------|---------------------|
| C1     | FIRST CONSTRUCTION ISSUE | 20/12/19 | DRAWING  |                          | Buckley Gray Yeoman<br><br>Studio 4.04 The Tea Building 56 Shoreditch High Street<br>London E1 6JJ T: 020 7033 9913 F: 020 7033 9914 |                  |                     |
|        |                          |          | New Build Stair - Ground Floor   |                          |  |                  |                     |
|        |                          |          | SCALE  | 1:25 @ A1<br>(1:50 @ A3) |  | DRAWING FILE REF | 1069-A-x-D-xx-Stair |
|        |                          |          | DATE   | May 2019                 |  | DRAWN BY         | CG                  |
|        |                          |          | DWG No.  | 1069_ST-02               |  | REVISION         | C1                  |
| STATUS | REVISION                 | DATE     | DRAWING STATUS   |                          | CLIENT   |                  |                     |
|        |                          |          | CONSTRUCTION   |                          | 25 Cannon Street Limited   |                  |                     |
|        |                          |          | Information contained on this drawing is the sole copyright of Buckley Gray Yeoman and is not to be reproduced without their permission. |                          | PROJECT  |                  |                     |
|        |                          |          |  |                          | 25 Cannon Street, EC4M   |                  |                     |