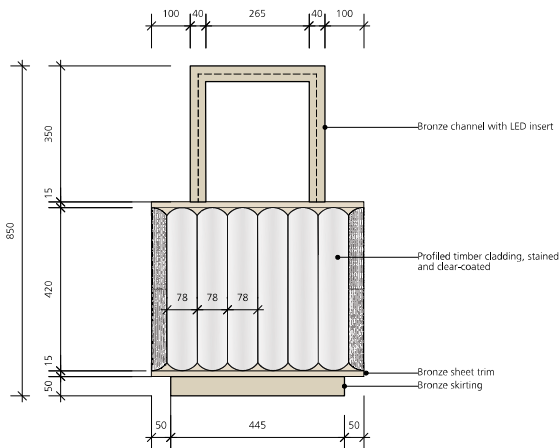


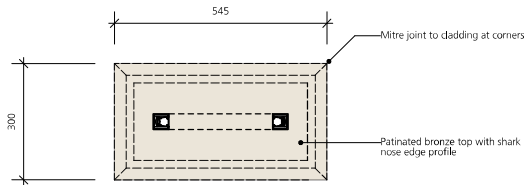
Mock-Up / Sample 21
Reception desk, See drawing SA_00 for location
Mock-up, off-site
Ground floor reception desk, joinery items showing key interfaces.
See also drawing RE_40

<p>DRAWING NOTES:</p> <p>All dimensions to be checked on day prior to commencement of any work, and/or preparation of any shop drawings.</p> <p>Size of and dimensions to any structural elements are indicative only. See structural engineers drawings for actual dimensions.</p> <p>Size of and dimensions to any services elements are indicative only. See service engineers drawings for actual sizes and dimensions.</p> <p>The drawing is to be made in conjunction with all other Architects' drawings, specifications and other Consultants' information.</p> <p>All properties systems shown on this drawing are to be installed strictly in accordance with the Manufacturers' guidelines recommended details.</p> <p>Any discrepancies between information shown on this drawing and any other contract information in manufacturers' specifications or recommendations is to be brought to the attention of the Architect.</p> <p>DO NOT SCALE FROM THIS DRAWING</p>	<p>DRAWING NOTES:</p> <p>All dimensions to be checked on day prior to commencement of any work, and/or preparation of any shop drawings.</p> <p>Size of and dimensions to any structural elements are indicative only. See structural engineers drawings for actual dimensions.</p> <p>Size of and dimensions to any services elements are indicative only. See service engineers drawings for actual sizes and dimensions.</p> <p>The drawing is to be made in conjunction with all other Architects' drawings, specifications and other Consultants' information.</p> <p>All properties systems shown on this drawing are to be installed strictly in accordance with the Manufacturers' guidelines recommended details.</p> <p>Any discrepancies between information shown on this drawing and any other contract information in manufacturers' specifications or recommendations is to be brought to the attention of the Architect.</p> <p>DO NOT SCALE FROM THIS DRAWING</p>
---	---

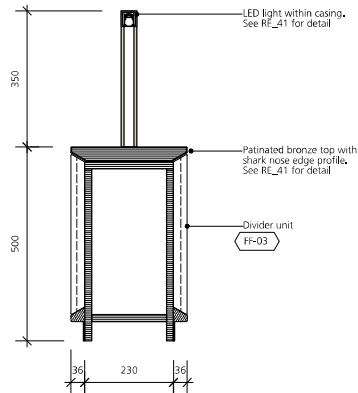
<div>C1</div> <div>T1</div>		<div>First Construction Issue</div> <div>Stage + Issue</div>	<div>22/01/20</div> <div>10/12/19</div>	DRAWING		Samples Required Mock-up / Sample 21		<div>Buckley Gray Yeoman</div> <div>Graphic Artist: The Buckle and the Broom</div> <div>London E1 6JQ T: 020 7033 9933 F: 020 7033 9934</div>
				SCALE	1:5 A3 (1:10 A3)	DRAWING REF		
				DATE	Nov 2019	ISSUED BY	AH	
				SEND NO		1069-S4-41	FILE NO	
				DRAWING STATUS		PROJECT		
				CONSTRUCTION		25 Cannon Street, EC4M		



01 FRONT ELEVATION
1:5 @ A1



03 PLAN
1:5 @ A1



02 SECTION
1:5 @ A1

Mock-Up / Sample 22
Reception divider unit. See drawing SA_00 for location
Mock-up, off-site
Divider unit in ground floor reception, showing key interfaces. See also drawing RE_41.

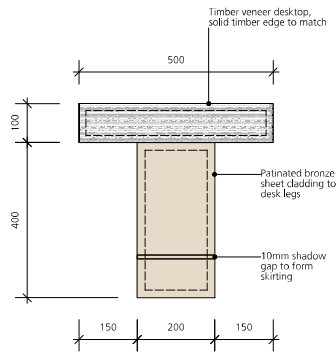
DRAWING NOTES

All dimensions to be checked on site prior to commencement of any work, and/or preparation of any shop drawings.
Size of and dimensions to any structural elements are indicated only. See structural engineers drawings for actual
specifications.
Size of and dimensions to any service elements are indicated only. See service engineers drawings for actual sizes and
specifications.
The drawing to be made in conjunction with all other Architect's drawings, specifications and other Contract documents.
All materials shown on this drawing are to be installed in accordance with the Manufacturer's instructions.
Any discrepancies between information shown on this drawing and any other contract information or manufacturer's
instructions are to be brought to the attention of the Architect.
DO NOT SCALE FROM THE DRAWING.

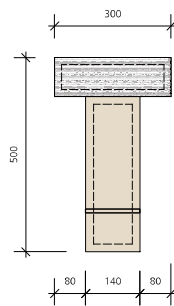
DRAWING NOTES

All dimensions to be checked on site prior to commencement of any work, and/or preparation of any shop drawings.
Size of and dimensions to any structural elements are indicated only. See structural engineers drawings for actual
specifications.
Size of and dimensions to any service elements are indicated only. See service engineers drawings for actual sizes and
specifications.
The drawing to be made in conjunction with all other Architect's drawings, specifications and other Contract documents.
All materials shown on this drawing are to be installed in accordance with the Manufacturer's instructions.
Any discrepancies between information shown on this drawing and any other contract information or manufacturer's
instructions are to be brought to the attention of the Architect.
DO NOT SCALE FROM THE DRAWING.

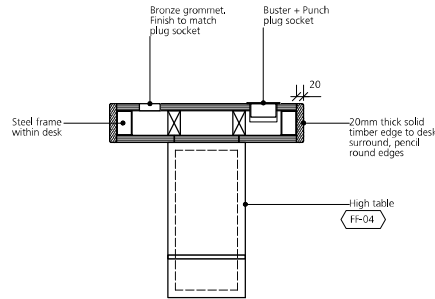
DRAWING: Samples Required Mock-Up / Sample 22		Buckley Gray Yeoman Studio A-03, The Building 10, Commercial Road, Bristol London E1 6JD T: 020 7022 9993 F: 020 7022 9914	
SCALE: 1:5 @ A1 (1:10 @ A0)	DRAWING REF: REF		
DATE: Nov 2019	DESIGNED BY: AH		
DRAWN BY: 1069-SA-42	REVISION: C1	C1/T1	25 Cannon Street Limited
C1 T1	FINAL CONSTRUCTION ISSUE STAGE 4 REBUIL	22/01/20 10/12/19	DRAWING STATUS: CONSTRUCTION
DATE: 10/12/19	DATE:	PROJECT: 25 Cannon Street, EC4M	
SCALE: 1:5 @ A1		PROJECT: 25 Cannon Street, EC4M	



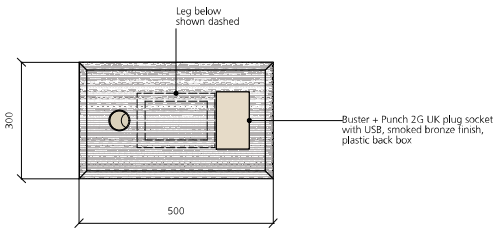
01 FRONT ELEVATION
1:5 @ A1



02 SIDE ELEVATION
1:5 @ A1



03 SECTION
1:5 @ A1



04 PLAN
1:5 @ A1

Mock-Up / Sample 23
Reception high level table. See drawing SA_00 for location
Mock-up, off-site
High level table in ground floor reception, showing key interfaces. See also drawing RE_42.

DRAWING NOTES:
All dimensions to be checked on site prior to commencement of any work, and/or preparation of any shop drawings.
Size of and dimensions to any structural elements are indicated only. See structural engineers drawings for actual
specifications.
Size of and dimensions to any service elements are indicated only. See service engineers drawings for actual sizes and
specifications.
The drawing is to be read in conjunction with all other Architect's drawings, specifications and other Contract documents.
All principles relating to the drawing are to be installed in accordance with the Manufacturer's instructions.
Any discrepancies between information shown on this drawing and any other contract information or manufacturer's
instructions are to be brought to the attention of the Architect.
DO NOT SCALE FROM THIS DRAWING.

DRAWING NOTES:

DRAWING: Samples Required Mock-Up / Sample 23		Buckley Gray Yeoman Studio A-03, The Old Building 10, Old Street, London EC1A 1BS London E1 6AD T: 020 7323 9913 F: 020 7323 9914	
SCALE: 1:5 @ A1 (1:10 @ A0)	DRAWING REF: REF	DATE: Nov 2019	PROJECT: 25 Cannon Street Limited
DESIGNER: AH	REVISION: C1	PROJECT: 25 Cannon Street, EC4M	
C1 11	FINAL CONSTRUCTION ISSUE STAGE 4 REUSE	22/01/20 10/12/19	DRAWING STATUS: CONSTRUCTION
SCALE: 1:5 @ A1	DATE:	APPROVED FOR CONSTRUCTION BY: [Signature]	