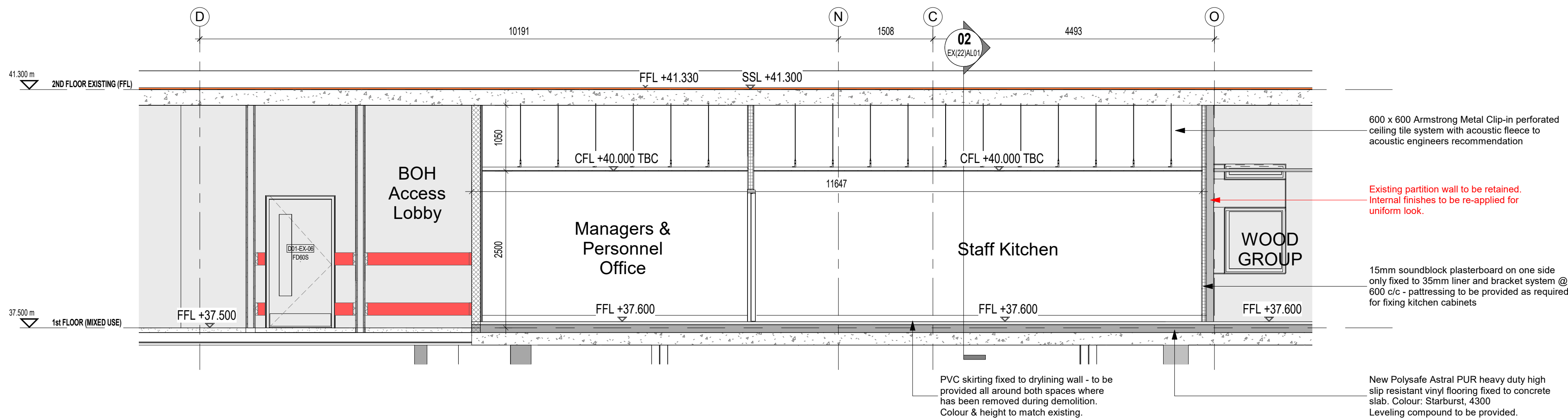
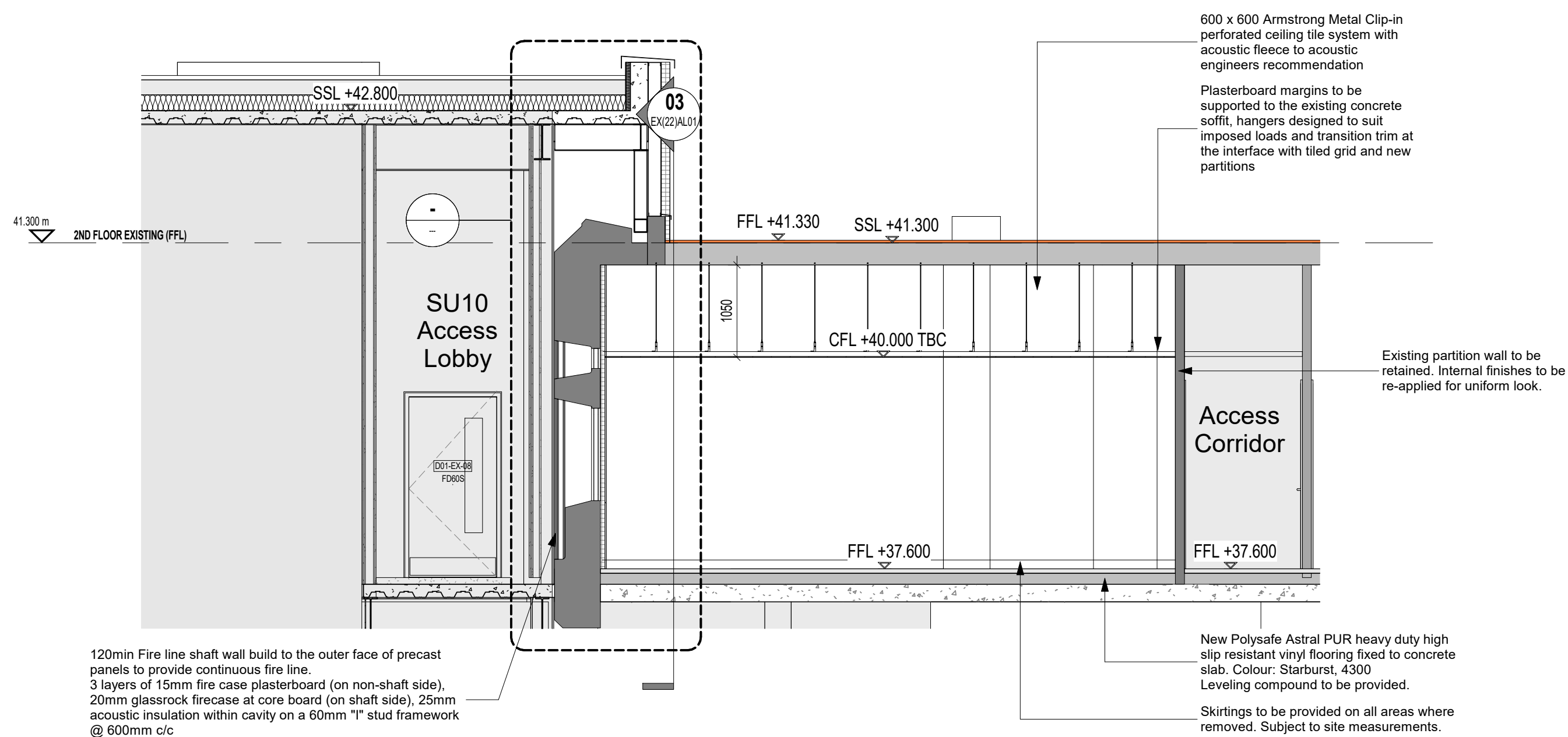


3 MA(22)0101 - Windows infill proposal
EX(22)AL01 Scale: 1:50



1 MA(22)0101 - Section S01 Proposal
EX(22)AL01 Scale: 1:50



2 MA(22)0101 - Section S02 Proposal
EX(22)AL01 Scale: 1:50

- Scope of Works
- Structural openings identified part of facade precast elements
- Structural elements forming part of windows opening. SE to determin structural requirements.
- Slab outside existing office space. Structural slab the be exposed & repaired
- Partition walls to be retained
- Facade elements to be retained
- Full height hoarding to sub contractor design & details
- Demise line as per existing

GENERAL NOTES:

- All structural elements to be retained
- All services to be surveyed and retained where possible.
- All active power supply elements to be contained - refer to MEP engineer's drawings and spec for detail
- Remove and re-fix any ceiling mounted emergency light fittings, detectors etc.
- Highlighted areas indicative only. Site survey required to determine exact areas.

GENERAL NOTES:

- For demolition drawings refer to EX(05)0005, EX(05)0006, EX(05)0007
- For ceiling plan & sections drawings refer to EX(20)0102, EX(45)0102
- For loose furniture proposal refer to EX(72)0101, EX(72)AL01, EX(72)AL02
- For paintings & wall finishes refer to BNY-SA-99-XX-A-M60
- For drylining schedule refer to BNY-MA(30)0005, BNY-MA(30)0006, BNY-MA(30)0007
- For blockwork walls spec refer to BNY-SA-99-XX-A-F10, for accessories refer to BNY-SA-99-XX-A-F30 and for mortars refer to BNY-SA-99-XX-A-Z21
- For blockwork walls schedule refer to BNY-MA(30)0004
- For Access Strategy requirements refer to BNY-EX(32)0101
- Refer to NBS specification Z99

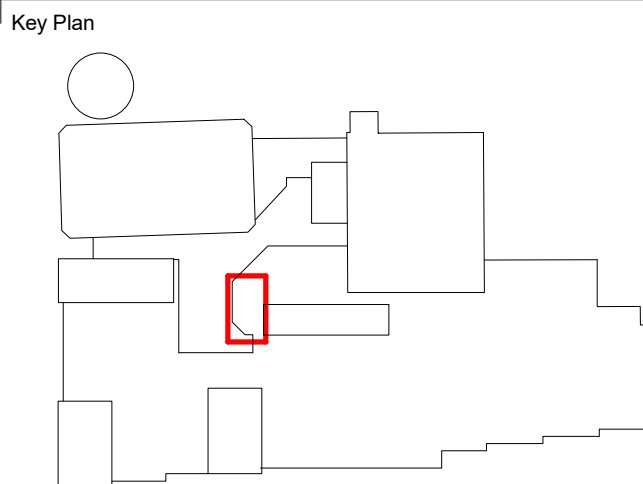
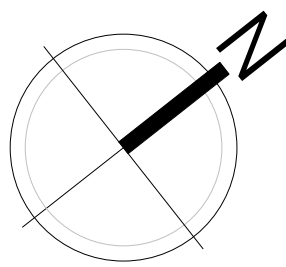


All dimensions to be verified on site. All discrepancies to be clarified with project Architect.

This drawing is the property of Benoy Architects and is issued on the condition it is not reproduced, retained or disclosed to any unauthorised person, either wholly or in part without written consent of Benoy Ltd.

Ordnance Survey material is used with the permission of The Controller of HMSO, Crown copyright AR 159670.

The CDM hazard management procedures for the Benoy aspects of the design of this project are to be found on the "Benoy - Designer's Hazard Identification and Management Sheet" and/or drawings. The full project design teams comprehensive set of hazard management procedures are available from the Planning Supervisor/Safety Coordinator appointed for the project.



E01	12.05.20	Tender Issue	OM	VC
E00	24.04.20	First Issue	OM	VC

Rev	Date	Description	By	Checked
-----	------	-------------	----	---------

Client

Victoria Square Woking Limited
5 Olympus Court
Olympus Avenue
Leamington Spa, CV34 6RZ

Structural Engineer

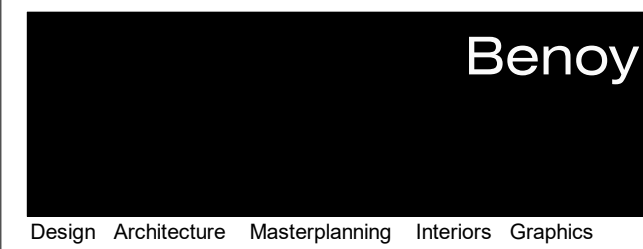
Doran Consulting
Norwood House
96-102 Great Victoria Street
Belfast, BT2 7BE
+44 (0) 28 9033 3443

M&E Engineer

HOARE LEA
Western Transit Shed
12-13 Stable Street
London, N1C 4AB
+44 (0) 20 3668 7100

Landscape Architect

Gillespies
1 St John's Square
London
EC1M 4DH
+44 (0) 20 7253 2929



Project

VICTORIA SQUARE DEVELOPMENT, WOKING

Drawing Title

EXPORT HOUSE - TEMPORARY FACILITIES - SECTIONS

MC

Drawn By: OM
Checked By: VC

Scale @ A1

As indicated: 24/04/20

Project No. 3540
Drawing No. BNY-EX(22)AL01
Rev E01

Status

FOR TENDER

www.benoy.com
1 Monkswell Square
London, EC2Y 5BL
United Kingdom

+44 (0)20 7726 8999
+44 (0)20 7775 3900
e london@benoy.com