



**PERSONAL PROTECTIVE EQUIPMENT ISSUE REGISTER**


**SITE: 21 MOORFIELDS**




OPERATIVE NAME	HARD HAT	SAFETY GLASSES	HI-VIZ VEST	GLOVES	EAR DEFENDERS / PLUGS	DUST MASK FFP3	REASON FOR ISSUE / REISSUE				SIGNATURE	DATE
							New	Lost	Damaged	Wear and Tear		
J. LORAY	✓						✓					21/03/22
E. AMANIN	✓			✓			✓					21/03/22
I. MAMUIYENKO	✓						✓					13/04/22
M. MANESI	✓			✓			✓					13/04/22



# RAPHAEL CONTRACTING LTD

## RCL TRAINING AND DEVELOPMENT PLAN SHORT TRAINING SESSION ATTENDANCE SHEET

Title: (RCL 48) – SECURITY ON SITE	Date: 20/04/2022
Location: 21 MOORFIELDS	Start Time: 07:30
Duration (Minutes) 30 mins	End Time: 08:00
Presenter's name: Jason Wray	Presenters Signature: 

Candidate's Name	Name of Candidate's Employer	Candidate's Signature
J. SMITH	Raphael Contracting Ltd	 I Confirm that I have understood the Toolbox Talk
I. MATVIYENKO	Assa Abloy / Keenwood Joinery	 I Confirm that I have understood the Toolbox Talk
M. MARESI	Assa Abloy / Keenwood Joinery	 I Confirm that I have understood the Toolbox Talk

Grant Claim information Note: Claims can only be made for your employees or labour-only sub-contractors.

No. Attended 03	Duration 30 mins	Total Time 1 ½ hours	Employer Reference 2453745
--------------------	---------------------	-------------------------	-------------------------------

DOCUMENT REFERENCE: DOCUMENT OWNER:	SIT-FM-007 DAS	VERSION NO: 1.0	CREATION DATE: LAST REVISION DATE: NEXT REVIEW DATE:	07/02/2013 N/A 07/02/2014	Page 1 of 1
--	-------------------	--------------------	--	---------------------------------	-------------



**Toolbox Talk No. 48 SECURITY ON SITE**

**WHAT THE LAW SAYS**

- Under the law, trespassers have a right to expect not to be put at risk if they enter a construction site, particularly children who are less aware of danger
- On larger sites, the CDM Regulations place a specific duty on the main contractor to ensure that unauthorised persons do not gain access to the site

**SOME RISKS TO THE UNWARY**

- Children often find that construction sites are exciting places to play – ensure they cannot gain access after normal working hours
- Power tools, plant and equipment may be too tempting if not disabled and locked away; they could be stolen or cause injury to the inexperienced
- Hazardous substances which you may be familiar with and use daily may cause serious injury to unauthorised persons; lock them away when not in use

**REMOVE TEMPTATION**

- Ensure that an effective system of access control is operated
- Remove ladders from scaffolds or securely board up the lower rungs to prevent access at the end of each working day
- Check that the perimeter hoarding or fencing is intact and is to a standard which does not encourage unauthorised entry
- Remove keys from plant and equipment when not in use
- Remove from view and secure any tools, equipment and materials which might tempt thieves on to the site after normal working hours

**DEALING WITH TRESPASSERS**


- Ask suspected trespassers who they wish to see and, if necessary, escort them to site security. If they are genuine visitors, they will not mind being challenged
- Ensure that trespassing children are escorted off the site immediately
- Do not put yourself in a position where you could be accused of assault





DOCUMENT REFERENCE: DOCUMENT OWNER:	TOOLBOX TALKS MOB	VERSION NO:	10	CREATION DATE: LAST REVISION DATE:	11/08/2010 Oct-2021	Page 67 of 141
--	----------------------	-------------	----	---------------------------------------	------------------------	----------------



# RAPHAEL CONTRACTING LTD

## RCL TRAINING AND DEVELOPMENT PLAN SHORT TRAINING SESSION ATTENDANCE SHEET

Title: (RCL 54) - BANKSMAN / SLINGERS	Date: 22/04/2022
Location: 21 MOORFIELDS	Start Time: 07:30
Duration (Minutes) 30 mins	End Time: 08:00
Presenter's name: Jason Wray	Presenters Signature: 

Candidate's Name	Name of Candidate's Employer	Candidate's Signature
J. SMITH	Raphael Contracting Ltd	 I Confirm that I have understood the Toolbox Talk
B. RAMCHANDE	Raphael Contracting Ltd	 I Confirm that I have understood the Toolbox Talk
I. MATVIYENKO	Assa Abloy / Keenwood Joinery	 I Confirm that I have understood the Toolbox Talk
M. MARESI	Assa Abloy / Keenwood Joinery	 I Confirm that I have understood the Toolbox Talk

Grant Claim information Note: Claims can only be made for your employees or labour-only sub-contractors.

No. Attended 04	Duration 30 mins	Total Time 2 hours	Employer Reference 2453745
--------------------	---------------------	-----------------------	-------------------------------

DOCUMENT REFERENCE: DOCUMENT OWNER:	SIT-FM-007 DAS	VERSION NO:	1.0	CREATION DATE: LAST REVISION DATE: NEXT REVIEW DATE:	07/02/2013 N/A 07/02/2014	Page 1 of 1
--	-------------------	-------------	-----	--	---------------------------------	-------------





**Toolbox Talk No. 54 BANKSMEN / SLINGERS**

- All banksmen/slingers must be trained and authorised.
- Check lifting gear daily and examine all wire rope at frequent intervals for kinks, frays and projecting needles.
- No lifting gear must be used unless its' safe working load is marked. The combined height of load to be lifted and lifting gear must never exceed the safe working load of the crane.
- Use only slings and lifting gear provided by your employer. Never use improvised slings or a single leg of a multiple leg sling.
- Loads should be landed on to suitable bearers to avoid damage to lifting gear and to facilitate its removal.
- Never tie knots in chains to shorten them – get shorter slings.
- Make sure the right pin is in use in all shackles and that the pin is properly screwed home.
- All hooks must either be an approved 'C' type or fitted with a safety catch to prevent displacement of the lifting gear.
- Protect wire ropes and slings with softwood or other suitable packing from the sharp edges of the load.
- Always see that the crane hook is centrally placed over the load clearly and where the operator can see you. Whenever possible face the operator.
- Take your hands away from chains and ropes before the crane takes the load and stand clear.
- When signalling, stand where you can see the load clearly and where the operator can see you. Whenever possible face the operator.
- Ensure that the load is lifted off the ground to see that it is free and correctly slung before hoisting.
- Wear a safety helmet and high visibility clothing.
- Make your signals clearly and distinctly and always use the approved Code Signals.
- When the crane is operating, do not leave the area unless you have been relieved by a trained deputy.
- When the crane is travelling, ensure that you signal to the operator to warn him of obstructions on the route or awkward corners.
- Riding on loads is strictly prohibited.
- Back sling hooks when no load is carried.
- Do not allow lifting gear to be used for other purposes, e.g. towing.
- When not in use, store your gear tidily off the ground.
- Keep all persons not involved in the lifting operations away from the immediate vicinity - particularly children and the general public.

DOCUMENT REFERENCE: DOCUMENT OWNER:	TOOLBOX TALKS MOB	VERSION NO:	10	CREATION DATE: LAST REVISION DATE:	11/08/2010 Oct-2021	Page 77 of 141
--	----------------------	-------------	----	---------------------------------------	------------------------	----------------



## TRAINING AND DEVELOPMENT PLAN SHORT TRAINING SESSION ATTENDANCE SHEET

Title: <u>Control of dust and fumes</u>	Date: <u>19.04.22</u>
Location: <u>Cannon Street</u>	Start Time: <u>09:00 am</u>
Duration (Minutes) <u>30min</u>	End Time: <u>09:30 am</u>
Presenters name: <u>A. Kulsinkas</u>	Presenters Signature:

	Candidate's Name	Name of Employer	Candidate's Signature
1	<u>K. O'Malley</u>	<u>RCL</u>	 I confirm that I have understood the Tool Box Talk
2	<u>B. EDUARDO R.</u>	<u>RCL</u>	 I confirm that I have understood the Tool Box Talk
3	<u>G. DIACONU</u>	<u>RCL</u>	 I confirm that I have understood the Tool Box Talk
4	<u>R. PRIMA</u>	<u>RCL</u>	 I confirm that I have understood the Tool Box Talk
5	<u>E. A. maning</u>	<u>RCL</u>	 I confirm that I have understood the Tool Box Talk
6	<u>V. Monacu</u>	<u>RCL</u>	 I confirm that I have understood the Tool Box Talk
7	<u>I. Neager</u>	<u>RCL</u>	 I confirm that I have understood the Tool Box Talk
8	<u>A. Lidzins</u>	<u>RCL</u>	 I confirm that I have understood the Tool Box Talk
9	<u>D. Theodoridis</u>	<u>RCL</u>	 I confirm that I have understood the Tool Box Talk
10			I confirm that I have understood the Tool Box Talk
11			I confirm that I have understood the Tool Box Talk
12			I confirm that I have understood the Tool Box Talk
13			I confirm that I have understood the Tool Box Talk
14			I confirm that I have understood the Tool Box Talk
15			I confirm that I have understood the Tool Box Talk

### Grant Claim information

Note: Claims can only be made for your employees or labour-only sub-contractors

No. Attended <u>9</u>	Duration <u>30min</u>	Total Time <u>4.5h</u>	Employer Reference <u>2453745</u>
--------------------------	--------------------------	---------------------------	--------------------------------------