



RAPHAEL CONTRACTING LTD

TRAINING AND DEVELOPMENT PLAN SHORT TRAINING SESSION ATTENDANCE SHEET

Title: DUST CONTROL FROM TOOLS (N086)	Date: 05/05/22
Location: Hoxton Hotel	Start Time: 730
Duration (Minutes) 30	End Time: 800
Presenters name: K. KULSINSKAS	Presenters Signature:

	Candidate's Name	Name of Employer	Candidate's Signature
1	BERNARDO RANCHAS	R.C.L	I confirm that I have understood the Tool Box Talk
2	L. Neagu	RCL	I confirm that I have understood the Tool Box Talk
3	A. Lioteries	RCL	I confirm that I have understood the Tool Box Talk
4	Theodoridis	RCL	I confirm that I have understood the Tool Box Talk
5			I confirm that I have understood the Tool Box Talk
6			I confirm that I have understood the Tool Box Talk
7			I confirm that I have understood the Tool Box Talk
8			I confirm that I have understood the Tool Box Talk
9			I confirm that I have understood the Tool Box Talk
10			I confirm that I have understood the Tool Box Talk
11			I confirm that I have understood the Tool Box Talk
12			I confirm that I have understood the Tool Box Talk
13			I confirm that I have understood the Tool Box Talk
14			I confirm that I have understood the Tool Box Talk
15			I confirm that I have understood the Tool Box Talk

Grant Claim information


Note: Claims can only be made for your employees or labour-only sub-contractors


No. Attended 4	Duration 30min	Total Time 2h.	Employer Reference 2453745
-------------------	-------------------	-------------------	-------------------------------



RAPHAEL CONTRACTING LTD

RCL TRAINING AND DEVELOPMENT PLAN SHORT TRAINING SESSION ATTENDANCE SHEET

Title: (RCL 36) – SAFE USE OF HAND TOOLS	Date: 04/05/2022
Location: 21 MOORFIELDS	Start Time: 07:30
Duration (Minutes) 30 mins	End Time: 08:00
Presenter's name: Jason Wray	Presenters Signature: 

Candidate's Name	Name of Candidate's Employer	Candidate's Signature
C. SANDERS	Raphael Contracting Ltd	C.S I Confirm that I have understood the 'Toolbox Talk'
J. BASQUILLE	Raphael Contracting Ltd	 I Confirm that I have understood the 'Toolbox Talk'

Grant Claim information Note: Claims can only be made for your employees or labour-only sub-contractors.

No. Attended 02	Duration 30 mins	Total Time 1 hour	Employer Reference 2453745
--------------------	---------------------	----------------------	-------------------------------

DOCUMENT REFERENCE: DOCUMENT OWNER:	SIT-FM-007 DAS	VERSION NO: 1.0	CREATION DATE: LAST REVISION DATE: NEXT REVIEW DATE:	07/02/2013 N/A 07/02/2014	Page 1 of 1
--	-------------------	--------------------	--	---------------------------------	-------------



Toolbox Talk No. 36 SAFE USE OF HAND TOOLS

- Don't take hand tools for granted, because of the rugged demands our industry puts on tools, the misuse of tools, using the incorrect tool for the job or tools in poor condition can result in injury or spoiled work.
- There are numerous hand tools used in construction work; hammers, screwdrivers, wrenches, side cutters, tape measures, sledge hammers, hand saws, cat's paws, chisels, punches and pipe wrenches, just to name a few.
- Each tool is designed to do a specific job. It is up to you to know how to use each tool properly.
- Short cuts and using the wrong tool for the job will more than likely cause an accident. One of the most frequent abuses of a hand tool is the misuse of the screwdriver. This hand tool is often used as a mini pry bar, a wood chisel, etc – any number of small tasks for which it simply was not designed to be used. A puncture wound can easily occur when misusing any pointed hand tool. Always use the right tool for the job at hand.
- Keep tools in good condition. Injuries occur when a tool slips or breaks, often because the tool is dull. A sharp, well maintained tool will help you perform your job more effectively and in a shorter time. Keep all tools sharp, chisel points dressed etc. Replace broken tools and broken or cracked handles immediately. As the worker who uses the hand tool, you should think of safety first. Check to be sure that the tool is in good shape before you use it. If you have any question about the condition of the tool, or how to use it properly, check with your supervisor.
- Personal protective equipment is required if there's any danger of flying objects. Wear your safety goggles. If there is the potential risk of a hand injury, be sure to wear gloves. Injuries also can occur when you're carrying the tool. Never run, with any tool in your hands. Carry tools with pointed or sharp edges so that those edges are away from your body. An intelligent and safe way to transport hand tools is to wear a tool belt or carry them in a toolbox.

CHOOSE THE RIGHT TOOL FOR THE RIGHT JOB AND THEN BE SURE YOU KNOW HOW TO USE IT CORRECTLY.

THE BASIC RULES ARE:


1. Choose the right tool for the job.
2. Use only tools in good condition – no tools with cracked or broken handles, none without handles, none with mushroomed or broken heads.
3. Keep keen-edged blades sharp; store them safely when not in use.
4. Always cut away from yourself.
5. Be sure to wear eye protection if there's any chance of chips or flying particles.
6. Don't use a file without a handle.
7. Don't use a chisel or screwdriver as a pry bar.


DOCUMENT REFERENCE: DOCUMENT OWNER:	TOOLBOX TALKS MOB	VERSION NO:	10	CREATION DATE: LAST REVISION DATE:	11/08/2010 Oct 2021	Page 53 of 141
--	----------------------	-------------	----	---------------------------------------	------------------------	----------------



RAPHAEL CONTRACTING LTD

RCL TRAINING AND DEVELOPMENT PLAN SHORT TRAINING SESSION ATTENDANCE SHEET

Title: (RCL 73) – POLLUTION CONTROL	Date: 06/05/2022
Location: 21 MOORFIELDS	Start Time: 07:30
Duration (Minutes) 30 mins	End Time: 08:00
Presenter's name: Jason Wray	Presenters Signature: 

Candidate's Name	Name of Candidate's Employer	Candidate's Signature
C. SANDERS	Raphael Contracting Ltd	C.S I Confirm that I have understood the 'Toolbox Talk'
J. BASQUILLE	Raphael Contracting Ltd	 I Confirm that I have understood the 'Toolbox Talk'

Grant Claim information Note: Claims can only be made for your employees or labour-only sub-contractors.

No. Attended 02	Duration 30 mins	Total Time 1 hour	Employer Reference 2453745
--------------------	---------------------	----------------------	-------------------------------

DOCUMENT REFERENCE: DOCUMENT OWNER:	SIT-FM-007 DAS	VERSION NO: 1.0	CREATION DATE: LAST REVISION DATE: NEXT REVIEW DATE:	07/02/2013 N/A 07/02/2014	Page 1 of 1
--	-------------------	--------------------	--	---------------------------------	-------------



Toolbox Talk No. 73 POLLUTION CONTROL

SOURCES OF POLLUTION

- Pollution can affect the air, land or water courses such as streams
- Smoke, fumes, dust, exhaust emissions and vapours all pollute the air
- Uncontrolled use of chemicals, oils, fuels and other harmful substances can contaminate the land
- In some cases, land pollutants can enter waterways directly or via the surface drains and pollute domestic water supplies many miles away
- Excessive noise levels are also regarded as a form of pollution
- Work with asbestos, lead and radiation are other sources of pollution for which strict control measures must be in place

CONTROL OF POLLUTION

- Always use harmful substances with care and dispose of used and empty containers in the proper manner
- Store bulk quantities of substances such as diesel, oils, greases, etc. on a hard standing to avoid seepage of leaks and spills into the ground. You may also need to consider bunded storage, depending on the size of the containers
- If practical, create a bund wall around the hard standing to prevent spillages reaching the surrounding land
- Try to avoid running plant powered by internal combustion engines inside buildings or in enclosed spaces – allow exhaust emissions to disperse
- Do not leave engines of plant running when they are not being used
- Electrically powered plant and equipment is more environmentally friendly
- Engine driven plant and equipment should be regularly serviced to stop or reduce leakage of oils and other fluids
- Place drip trays under engine-powered plant where necessary to avoid contamination of the land and, possibly water courses
- Reduce noise levels arising out of your work activities where possible
- If you are aware of any leak or spillage of any substance which you believe could result in pollution, inform your supervisor immediately

DOCUMENT REFERENCE: DOCUMENT OWNER:	TOOLBOX TALKS MOB	VERSION NO:	10	CREATION DATE: LAST REVISION DATE:	11/08/2010 Oct-2021	Page 112 of 141
--	----------------------	-------------	----	---------------------------------------	------------------------	-----------------



PERSONAL PROTECTIVE EQUIPMENT ISSUE REGISTER

SITE: 21 MOORFIELDS

OPERATIVE NAME	HARD HAT	SAFETY GLASSES	HI-VIZ VEST	GLOVES	EAR DEFENDERS / PLUGS	DUST MASK FFP3	REASON FOR ISSUE / REISSUE				SIGNATURE	DATE
							New	Lost	Damaged	Wear and Tear		
J. WRAY	✓						✓				<i>[Signature]</i>	21/03/22
E. AMANIN	✓			✓			✓				<i>[Signature]</i>	21/03/22
I. MAMUYENKO	✓						✓				<i>[Signature]</i>	13/04/22
M. MANESI	✓			✓			✓				<i>[Signature]</i>	13/04/22
C. SANDERS	✓						✓				C. Sanders	23/04/22



TRAINING AND DEVELOPMENT PLAN SHORT TRAINING SESSION ATTENDANCE SHEET

Title: <u>Security on Site</u>	Date: <u>04.05.22</u>
Location: <u>Cannon Street</u>	Start Time: <u>10:00 am</u>
Duration (Minutes) <u>30min</u>	End Time: <u>10:30 am</u>
Presenters name: <u>A. Kulsinskas</u>	Presenters Signature: <u>[Signature]</u>

	Candidate's Name	Name of Employer	Candidate's Signature
1	<u>K. O'Malley</u>	<u>RCL</u>	<u>[Signature]</u> I confirm that I have understood the Tool Box Talk
2	<u>G. Diaconu</u>	<u>RCL</u>	<u>[Signature]</u> I confirm that I have understood the Tool Box Talk
3	<u>R. Rama</u>	<u>RCL</u>	<u>[Signature]</u> I confirm that I have understood the Tool Box Talk
4			I confirm that I have understood the Tool Box Talk
5			I confirm that I have understood the Tool Box Talk
6			I confirm that I have understood the Tool Box Talk
7			I confirm that I have understood the Tool Box Talk
8			I confirm that I have understood the Tool Box Talk
9			I confirm that I have understood the Tool Box Talk
10			I confirm that I have understood the Tool Box Talk
11			I confirm that I have understood the Tool Box Talk
12			I confirm that I have understood the Tool Box Talk
13			I confirm that I have understood the Tool Box Talk
14			I confirm that I have understood the Tool Box Talk
15			I confirm that I have understood the Tool Box Talk

Grant Claim information

Note: Claims can only be made for your employees or labour-only sub-contractors

No. Attended <u>3</u>	Duration <u>30min</u>	Total Time <u>1.5h.</u>	Employer Reference <u>2453745</u>
--------------------------	--------------------------	----------------------------	--------------------------------------



SITE: 25 CANNON STREET

Page - 1 -